









47th Artistic Gymnastics World Championships 2017
Montréal (CAN)



Men's Individual Qualifications
MON 2 OCT 2017

Individual Results

Rank	Bib	Name	NOC	Code							Total
					Score Rk Pen	Score Rk Pen	Score Rk Pen	Score Rk Pen	Score Rk Pen	Score Rk Pen	
1	157	LARDUET Manrique	CUB	D	6.000 14.466 (7)	5.800 14.200 (15)	6.100 14.200 (23)	5.600 14.900 (4)	6.400 15.200 (3)	6.300 <u>13.733</u> (15)	86.699
				E	8.466	8.400	8.100	9.300	8.800	7.433	
2	145	XIAO Ruoteng	CHN	D	5.900 <u>14.166</u> (11)	6.100 14.866 (4)	5.700 13.933 (36)	5.600 14.766 (9)	6.000 14.800 (8)	5.900 13.766 (14)	86.297
				E	8.266	8.766	8.233	9.266 -0.1	8.800	7.866	
3	295	BELYAVSKIY David	RUS	D	5.800 13.933 (20)	6.400 <u>14.666</u> (6)	5.500 14.133 (27)	5.600 13.833 (43)	6.400 15.066 (4)	5.800 14.208 (5)	85.839
				E	8.233 -0.1	8.266	8.633	8.533 -0.3	8.666	8.408	
4	244	SHIRAI Kenzo	JPN	D	7.200 15.766 (1)	5.300 13.233 (39)	5.700 <u>13.766</u> (43)	5.600 15.233 (2)	6.000 14.666 (13)	5.600 13.033 (35)	85.697
				E	8.566	7.933	8.066	9.633	8.666	7.433	
5	328	VERNIAIEV Oleg	UKR	D	6.000 13.233 (54)	6.600 14.733 (5)	5.500 13.800 (40)	5.600 14.833 (7)	6.700 <u>15.466</u> (1)	6.000 13.366 (24)	85.431
				E	7.433 -0.2	8.133	8.300	9.233	8.766	7.366	
6	142	LIN Chaopan	CHN	D	6.200 <u>14.100</u> (14)	5.800 13.833 (20)	5.300 13.783 (41)	5.600 14.333 (26)	6.400 15.000 (5)	6.200 13.466 (19)	84.515
				E	8.200 -0.3	8.033	8.483	8.733	8.600	7.266	
7	332	MOLDAUER Yul	USA	D	5.800 14.700 (3)	5.600 13.066 (42)	5.700 14.300 (19)	5.200 <u>14.566</u> (15)	6.000 14.633 (14)	5.300 13.066 (31)	84.331
				E	8.900	7.466	8.600	9.366	8.633	7.766	
8	195	WILSON Nile	GBR	D	5.500 14.133 (12)	4.800 12.900 (49)	5.700 14.200 (21)	5.200 14.466 (22)	5.800 <u>14.200</u> (25)	6.100 13.933 (9)	83.832
				E	8.633	8.100	8.500	9.266	8.400	7.833	
9	303	BRAEGGER Pablo	SUI	D	5.600 13.566 (38)	5.400 13.266 (37)	4.600 13.200 (53)	5.200 14.533 (16)	6.400 <u>14.800</u> (9)	6.800 14.433 (2)	83.798
				E	8.266 -0.3	7.866	8.600	9.333	8.400	7.633	
10	321	ONDER Ahmet	TUR	D	6.000 14.133 (13)	4.600 12.066 (78)	5.200 <u>13.800</u> (39)	5.200 14.800 (8)	6.200 14.533 (16)	5.300 13.466 (17)	82.798
				E	8.133	7.466	8.600	9.600	8.333	8.166	
11	299	NAGORNYI Nikita	RUS	D	6.700 13.666 (36)	5.600 <u>13.800</u> (22)	6.000 14.566 (11)	5.200 12.766 (92)	5.900 13.900 (34)	5.600 13.900 (11)	82.598
				E	6.966	8.200	8.566	7.566	8.000	8.300	
12	150	CALVO MORENO JO	COL	D	5.800 13.866 (25)	6.300 13.733 (24)	5.500 13.100 (59)	5.200 <u>14.100</u> (31)	5.800 13.800 (37)	6.100 13.800 (13)	82.399
				E	8.066	7.433	7.600	9.000 -0.1	8.000	7.700	
13	319	ARICAN Ferhat	TUR	D	5.400 13.666 (33)	5.700 13.600 (31)	4.700 <u>13.066</u> (61)	5.200 14.400 (24)	6.300 14.933 (6)	5.100 12.633 (48)	82.298
				E	8.266	7.900	8.366	9.200	8.633	7.533	
14	130	SOUZA Caio	BRA	D	5.500 <u>13.566</u> (39)	5.800 12.700 (56)	6.000 14.200 (22)	5.200 14.483 (21)	6.100 14.433 (19)	5.600 12.166 (75)	81.548
				E	8.066	6.900	8.200	9.283	8.333	6.566	
15	109	DAVTYAN Artur	ARM	D	4.700 13.233 (52)	5.400 <u>13.866</u> (19)	5.700 14.166 (24)	5.600 13.600 (54)	4.500 13.733 (40)	4.300 12.766 (44)	81.364
				E	8.533	8.466	8.466	8.100 -0.1	9.233	8.466	
16	159	GEORGIU Marios	CYP	D	5.500 <u>12.733</u> (73)	6.100 14.333 (12)	4.600 12.966 (62)	4.800 14.000 (38)	5.600 14.100 (28)	5.600 13.100 (29)	81.232
				E	7.333 -0.1	8.233	8.366	9.200	8.500	7.500	
17	200	HERDER Philipp	GER	D	5.800 <u>13.766</u> (27)	5.300 13.033 (43)	5.400 13.200 (55)	5.200 14.100 (31)	6.000 13.866 (36)	5.300 11.866 (83)	79.831
				E	7.966	7.733	7.800	8.900	7.866	6.566	
18	261	CERDA Kevin	MEX	D	5.700 14.000 (17)	4.900 12.633 (58)	5.400 <u>12.900</u> (64)	4.800 13.900 (42)	5.200 12.366 (76)	6.200 13.433 (21)	79.232
				E	8.300	7.733	7.500	9.100	7.166	7.233	
19	305	YUSOF Eddy	SUI	D	5.600 13.933 (19)	4.800 11.333 (99)	5.600 14.133 (28)	5.600 14.266 (29)	6.000 <u>12.833</u> (64)	5.200 12.566 (52)	79.064
				E	8.333	6.533	8.533	8.666	6.833	7.366	
20	259	KUZMICKAS Tomas	LTU	D	5.700 13.900 (24)	4.700 12.633 (57)	3.700 11.666 (100)	4.800 13.966 (41)	5.500 <u>13.966</u> (31)	5.100 12.866 (40)	78.997
				E	8.200	7.933	7.966	9.166	8.466	7.766	
21	260	TVOROGAL Robert	LTU	D	5.100 13.733 (28)	4.900 12.533 (60)	4.200 12.866 (66)	4.800 13.833 (43)	5.500 <u>13.566</u> (44)	5.300 12.433 (61)	78.964
				E	8.633	7.633	8.666	9.033	8.066	7.133	
22	252	BAE Garam	KOR	D	5.400 13.400 (43)	5.300 12.200 (69)	4.900 13.166 (56)	4.800 14.300 (27)	5.300 <u>12.000</u> (93)	5.900 13.633 (16)	78.699
				E	8.000	6.900	8.266	9.500	6.700	7.733	
23	135	CLAY Zachary	CAN	D	5.200 <u>12.500</u> (79)	5.500 13.066 (41)	5.400 13.700 (46)	4.800 13.300 (70)	5.500 13.200 (54)	5.400 12.866 (42)	78.632
				E	7.300	7.566	8.300	8.500	7.700	7.466	
24	176	PLATA RODRIGUEZ Joel	ESP	D	5.800 13.733 (31)	5.100 10.666 (115)	4.800 12.933 (63)	4.800 13.600 (54)	5.400 13.900 (33)	5.800 <u>12.600</u> (51)	77.432
				E	7.933	5.566	8.133	8.800	8.500	6.800	







47th Artistic Gymnastics World Championships 2017
Montréal (CAN)



Men's Individual Qualifications
MON 2 OCT 2017

Individual Results

Rank	Bib	Name	NOC	Code							Total
					Score Rk Pen	Score Rk Pen	Score Rk Pen	Score Rk Pen	Score Rk Pen	Score Rk Pen	
25	272	GIACHINO Pietro	NOR	D	5.000 13.200 (55)	5.400 <u>13.666</u> (25)	3.700 12.100 (90)	4.000 12.900 (87)	5.400 12.300 (78)	5.500 13.133 (28)	77.299
				E	8.200	8.266	8.400	8.900	6.900	7.633	
26	234	BECKFORD Reiss	JAM	D	5.500 13.466 (41)	4.700 11.933 (84)	5.300 13.500 (48)	4.600 <u>13.533</u> (58)	5.400 13.766 (39)	4.200 11.033 (103)	77.231
				E	8.066 -0.1	7.233	8.200	9.033 -0.1	8.366	6.833	
27	126	SANUVONH Dzianis	BLR	D	5.300 <u>13.300</u> (49)	4.600 12.000 (81)	4.500 11.900 (94)	5.200 14.366 (25)	5.200 13.766 (38)	5.200 11.400 (96)	76.732
				E	8.100 -0.1	7.400	7.400	9.166	8.566	6.200	
28	232	GALLI Lorenzo	ITA	D	5.200 12.533 (78)	5.000 12.133 (72)	4.300 <u>12.133</u> (89)	4.800 13.700 (51)	4.700 13.200 (53)	5.200 12.800 (43)	76.499
				E	7.733 -0.4	7.133	7.833	8.900	8.500	7.600	
29	123	GENTGES Maxime	BEL	D	5.100 13.600 (37)	5.500 12.900 (50)	4.700 12.166 (87)	4.800 <u>12.266</u> (104)	5.200 12.466 (72)	5.200 12.966 (37)	76.364
				E	8.500	7.400	7.466	7.766 -0.3	7.266	7.766	
30	149	CALVO Carlos	COL	D	5.200 12.166 (89)	4.000 11.533 (93)	5.500 12.500 (75)	4.800 <u>13.833</u> (43)	5.200 13.166 (55)	5.300 12.966 (38)	76.164
				E	7.266 -0.3	7.533	7.000	9.033	7.966	7.666	
31	258	TRAMS Rihards	LAT	D	4.800 13.100 (60)	5.600 <u>12.966</u> (46)	4.100 12.100 (91)	4.800 13.458 (62)	4.300 12.100 (87)	4.300 12.200 (69)	75.924
				E	8.300	7.366	8.000	8.958 -0.3	7.800	7.900	
32	197	KUZOVKOV Konstantin	GEO	D	5.500 13.200 (56)	4.600 12.500 (61)	4.300 12.466 (77)	4.800 <u>14.000</u> (38)	4.700 11.933 (94)	3.900 11.816 (84)	75.915
				E	7.700	7.900	8.166	9.200	7.233	7.916	
33	180	KIRMES Oskar	FIN	D	5.500 12.466 (80)	5.600 12.466 (64)	4.700 12.733 (68)	4.000 13.166 (73)	5.200 12.366 (75)	5.000 <u>12.700</u> (46)	75.897
				E	7.066 -0.1	6.866	8.033	9.166	7.466 -0.3	7.700	
34	289	COTUNA Vlad Bogdan	ROU	D	5.900 13.400 (44)	5.000 10.600 (116)	5.500 13.300 (50)	4.800 13.000 (83)	6.000 13.033 (59)	5.700 <u>12.433</u> (62)	75.766
				E	7.500	5.600	7.800	8.500 -0.3	7.033	6.733	
35	160	JESSEN David	CZE	D	5.100 13.066 (61)	4.600 11.500 (94)	3.800 12.300 (85)	4.400 13.033 (80)	5.500 13.333 (50)	5.000 <u>12.100</u> (76)	75.332
				E	8.266 -0.3	6.900	8.500	8.733 -0.1	7.833	7.100	
36	161	RADOVESNICKY Daniel	CZE	D	4.900 13.366 (45)	4.400 11.466 (96)	4.200 12.433 (81)	4.000 12.700 (94)	5.000 13.033 (58)	5.000 <u>12.300</u> (65)	75.298
				E	8.466	7.066	8.233	8.700	8.333 -0.3	7.300	
37	171	ELZAMZAMY Abdelrahman	EGY	D	5.200 <u>11.733</u> (100)	5.100 12.833 (51)	6.100 14.100 (30)	4.800 13.833 (43)	5.500 12.266 (81)	4.500 9.666 (118)	74.431
				E	6.533	7.733	8.000	9.033	6.766	5.166	
38	108	VILLAFANE Daniel	ARG	D	5.400 13.000 (66)	4.300 11.066 (103)	6.000 13.100 (60)	5.200 <u>14.100</u> (31)	5.000 12.066 (90)	4.100 10.966 (106)	74.298
				E	7.600	6.766	7.100	8.900	7.066	6.866	
39	218	KARDOS Botond	HUN	D	5.800 11.866 (97)	5.400 <u>12.066</u> (79)	4.600 13.200 (53)	5.200 13.133 (76)	4.700 12.033 (91)	5.400 11.766 (86)	74.064
				E	6.066	6.666	8.600	7.933	7.333	6.366	
40	228	REINHARDSSON Valgard	ISL	D	4.700 12.700 (74)	3.300 11.733 (89)	4.400 12.466 (79)	4.800 <u>13.633</u> (52)	4.400 11.266 (110)	4.600 12.166 (73)	73.964
				E	8.000	8.433	8.066	8.833	6.866	7.566	
41	223	SINGH Yogeshwar	IND	D	5.200 11.900 (95)	4.600 11.933 (83)	4.000 11.333 (104)	5.200 13.800 (48)	4.500 12.766 (66)	4.400 <u>11.633</u> (90)	73.365
				E	6.700	7.333	7.633 -0.3	8.700 -0.1	8.266	7.233	
42	240	ALSQOUR Adham	JOR	D	4.900 12.400 (83)	4.200 10.833 (111)	4.700 11.800 (97)	4.800 13.500 (60)	4.600 <u>12.166</u> (85)	5.300 12.566 (53)	73.265
				E	7.500	6.633	7.100	8.700	7.566	7.266	
43	230	SOROKINE Michael	ISR	D	4.900 13.233 (53)	4.800 10.733 (112)	4.000 11.833 (96)	4.000 12.933 (84)	4.800 <u>12.366</u> (74)	5.000 12.166 (74)	73.264
				E	8.333	5.933	7.833	9.033 -0.1	7.566	7.166	
44	274	KALVOE Odin	NOR	D	5.600 13.000 (67)	4.900 <u>12.100</u> (77)	4.400 11.733 (98)	4.800 12.566 (98)	4.500 11.533 (106)	4.300 12.266 (66)	73.198
				E	7.500 -0.1	7.200	7.333	7.766	7.033	7.966	
45	284	ALMEIDA Bernardo	POR	D	5.300 11.700 (103)	4.700 12.033 (80)	4.900 13.100 (58)	4.000 12.933 (84)	3.900 <u>11.866</u> (95)	4.800 11.433 (95)	73.065
				E	6.800 -0.4	7.333	8.200	8.933	7.966	6.633	
46	132	ALEKSANDROV Yordan	BUL	D	4.900 12.400 (82)	4.500 <u>8.766</u> (125)	4.500 12.233 (86)	4.800 12.800 (90)	5.300 13.500 (47)	5.400 12.966 (39)	72.665
				E	7.600 -0.1	4.266	7.733	8.000	8.200	7.566	
47	307	KALLANVAARA Pontus	SWE	D	4.800 10.666 (115)	4.600 10.966 (107)	4.200 <u>12.466</u> (76)	4.000 12.700 (94)	4.400 13.258 (51)	4.800 12.400 (63)	72.456
				E	5.866	6.366	8.266	8.700	8.858	7.600	
48	338	FUENMAYOR Jostyn	VEN	D	5.100 11.966 (94)	4.300 9.133 (124)	5.600 12.433 (83)	4.800 <u>13.333</u> (67)	5.100 12.333 (77)	5.300 12.466 (59)	71.664
				E	6.866	4.833	6.833	8.833 -0.3	7.533 -0.3	7.166	





47th Artistic Gymnastics World Championships 2017
Montréal (CAN)



Men's Individual Qualifications
MON 2 OCT 2017

Individual Results

Rank	Bib	Name	NOC	Code							Total
					Score Rk Pen	Score Rk Pen	Score Rk Pen	Score Rk Pen	Score Rk Pen	Score Rk Pen	
49	196	GOVOROV Dmitrii	GEO	D	5.000 11.700 (102)	5.000 12.133 (72)	3.600 11.366 (103)	5.200 12.900 (87)	4.300 10.966 (115)	4.200 12.000 (79)	71.065
				E	7.000 -0.3	7.133	7.766	7.700	6.666	7.800	
50	309	VANSTROEM Kim	SWE	D	5.300 12.800 (71)	4.100 8.666 (127)	3.900 11.833 (95)	4.000 12.333 (102)	4.000 12.133 (86)	4.200 12.500 (58)	70.265
				E	7.500	4.566	7.933	8.633 -0.3	8.133	8.300	
51	170	ELMARAGHY Ahmed	EGY	D	4.900 9.700 (120)	4.800 11.233 (102)	4.800 12.166 (88)	5.200 13.066 (78)	5.300 11.500 (107)	5.400 12.200 (71)	69.865
				E	5.100 -0.3	6.433	7.366	7.866	6.200	6.800	
52	163	FUGLSIG Joao	DEN	D	4.100 11.133 (112)	3.700 11.433 (98)	3.500 11.466 (102)	5.200 12.700 (94)	4.200 12.366 (73)	3.600 10.700 (110)	69.798
				E	7.033	7.733	7.966	7.500	8.166	7.100	
53	224	VERMA Siddharth	IND	D	4.800 10.333 (118)	4.800 11.466 (97)	4.200 11.033 (107)	4.800 13.633 (52)	4.700 11.866 (96)	4.300 11.166 (100)	69.497
				E	5.733 -0.2	6.666	6.833	8.833	7.166	6.866	
54	120	KRANZLMUELLER Severin	AUT	D	4.200 11.266 (109)	4.400 9.833 (119)	4.500 12.633 (72)	4.000 12.800 (90)	4.900 10.233 (122)	4.400 12.333 (64)	69.098
				E	7.066	5.433	8.133	8.800	5.333	7.933	
55	318	FOX Joseph	TTO	D	4.700 12.666 (77)	4.300 9.766 (120)	3.300 10.266 (113)	4.000 12.566 (98)	4.600 12.233 (83)	3.700 10.766 (109)	68.263
				E	7.966	5.466	6.966	8.566	7.633	7.066	
56	227	GUNNARSSON Jon	ISL	D	4.400 11.600 (105)	2.800 7.833 (130)	4.500 11.700 (99)	4.000 12.466 (100)	4.000 12.600 (69)	3.600 12.000 (78)	68.199
				E	7.200	5.033	7.200	8.466	8.600	8.400	
57	308	SOOS Christopher	SWE	D	5.500 12.233 (88)	4.100 8.566 (129)	3.800 10.900 (111)	4.800 13.033 (80)	4.200 11.466 (108)	4.300 11.300 (97)	67.498
				E	7.333 -0.6	4.466	7.100	8.333 -0.1	7.266	7.000	
58	121	AGHARZAYEV Murad	AZE	D	2.600 5.200 (124)	5.100 12.000 (82)	4.600 11.633 (101)	4.800 13.833 (43)	4.700 11.600 (101)	4.200 11.033 (103)	65.299
				E	6.900 -4.3	6.900	7.033	9.133 -0.1	6.900	6.833	
59	172	MOHAMED Omar	EGY	D	5.800 11.466 (106)	5.400 12.400 (66)		5.200 13.333 (67)	5.100 13.133 (57)	4.400 11.666 (88)	61.998
				E	5.766 -0.1	7.000		8.133	8.033	7.266	
60	187	FRASCA Loris	FRA	D		4.900 12.166 (71)	4.700 12.733 (68)	5.600 14.666 (13)	5.300 11.566 (105)	5.100 10.833 (108)	61.964
				E		7.266	8.033	9.166 -0.1	6.266	5.733	
61	262	de LUNA Fabian	MEX	D		4.200 10.866 (110)	5.800 14.100 (29)	5.200 13.366 (66)	5.400 12.200 (84)	3.900 10.900 (107)	61.432
				E		6.666	8.300	8.266 -0.1	6.800	7.000	
62	287	MOSA Ahmed	QAT	D	4.700 7.266 (122)	3.400 9.433 (123)	3.900 11.000 (108)	4.000 12.133 (105)	3.700 10.866 (118)	4.500 10.700 (111)	61.398
				E	3.766 -1.2	6.033	7.100	8.233 -0.1	7.166	6.200	
63	264	VALLE Joshua	MEX	D	4.900 11.400 (107)	3.600 8.566 (128)	5.100 12.433 (82)	5.200 14.300 (27)	4.800 13.133 (56)		59.832
				E	6.500	4.966	7.333	9.100	8.333		
64	236	LEWIS Stephen	JAM	D	5.000 12.266 (86)	4.700 11.066 (104)	3.600 11.266 (105)	4.800 13.466 (61)	4.200 11.433 (109)		59.497
				E	7.266	6.366	7.666	8.666	7.233		
65	335	WHITTENBURG Donnell	USA	D	6.400 15.033 (2)		6.100 14.633 (10)	5.200 14.066 (36)	6.300 14.766 (10)		58.498
				E	8.633		8.533	8.866	8.466		
66	337	SHAULOV Eduard	UZB	D	4.600 10.133 (119)	4.300 12.108 (76)		4.000 13.166 (73)	4.600 11.733 (100)	3.900 9.466 (119)	56.606
				E	5.833 -0.3	7.808		9.166	7.133	5.866 -0.3	
67	336	KADIROV Timur	UZB	D	4.700 11.800 (98)	5.100 11.866 (87)		4.800 13.333 (67)	4.800 11.100 (114)	4.100 8.400 (123)	56.499
				E	7.100	6.766		8.533	6.300	4.300	
68	324	PAKHNIUK Petro	UKR	D	6.100 12.966 (68)			4.800 13.800 (48)	5.800 14.300 (22)	5.000 13.033 (34)	54.099
				E	7.166 -0.3			9.000	8.500	8.033	
69	136	COURNOYER Rene	CAN	D	4.700 12.033 (93)		5.200 13.900 (37)	5.200 14.166 (30)	5.500 13.966 (31)		54.065
				E	7.633 -0.3		8.700	9.066 -0.1	8.466		
70	191	HALL James	GBR	D	5.900 13.733 (29)	6.100 13.833 (21)			5.900 14.100 (29)	5.400 11.933 (81)	53.599
				E	8.133 -0.3	7.733			8.200	6.533	
71	281	AGUERO Daniel	PER	D	5.700 13.266 (51)	3.200 6.633 (132)		4.800 13.233 (72)	4.600 10.866 (119)	3.300 9.066 (122)	53.064
				E	7.866 -0.3	3.433		8.433	6.266	5.766	
72	288	BATAGA Cristian Ioan	ROU	D	5.600 13.133 (59)	5.900 12.500 (62)	5.300 12.633 (73)	5.200 14.066 (36)			52.332
				E	7.533	6.600	7.333	8.966 -0.1			





47th Artistic Gymnastics World Championships 2017
Montréal (CAN)



Men's Individual Qualifications

MON 2 OCT 2017

Individual Results

Rank	Bib	Name	NOC	Code							Total
					Score Rk Pen	Score Rk Pen	Score Rk Pen	Score Rk Pen	Score Rk Pen	Score Rk Pen	
73	317	YU Chao Wei	TPE	D E	5.400 <u>11.800</u> (99) 6.500 -0.1		5.800 14.033 (31) 8.233	5.200 12.866 (89) 7.666	4.800 12.566 (70) 7.766		51.265
74	280	PHILLIPS Callum	NZL	D E	4.800 <u>12.766</u> (72) 7.966	4.900 12.233 (68) 7.333		4.800 13.433 (63) 8.733 -0.1	4.400 12.266 (79) 7.866		50.698
75	277	DYSON Devy	NZL	D E		5.800 12.200 (70) 6.400	5.400 13.600 (47) 8.200		5.100 12.933 (60) 7.833	4.800 11.700 (87) 6.900	50.433
76	178	CARD Franz	FIN	D E		4.100 11.300 (100) 7.200	3.700 11.266 (106) 7.566		5.300 12.033 (92) 6.733	4.700 <u>12.733</u> (45) 8.033	47.332
77	167	WINTHER Joachim	DEN	D E		3.800 11.666 (91) 7.866	3.800 <u>12.066</u> (93) 8.266		3.800 12.066 (89) 8.266	4.000 11.466 (93) 7.466	47.264
78	310	AEADWONG Nattipong	THA	D E	4.500 11.266 (110) 6.766	4.800 11.033 (106) 6.233	3.700 <u>10.566</u> (112) 6.866	5.200 12.700 (94) 7.600 -0.1			45.565
79	235	FAULK Caleb	JAM	D E		3.800 10.866 (109) 7.066	5.000 12.700 (71) 7.700		4.400 10.966 (116) 6.566	4.800 10.433 (113) 5.633	44.965
80	254	KIM Hansol	KOR	D E	6.400 14.666 (5) 8.266		5.600 13.766 (42) 8.166	5.600 14.866 (6) 9.266			43.298
81	246	UCHIMURA Kohei	JPN	D E	DNS		5.700 <u>14.000</u> (32) 8.300	5.800 15.166 (3) 9.366	6.200 14.033 (30) 7.833		43.199
82	245	TANIGAWA Wataru	JPN	D E	5.900 13.166 (57) 7.366 -0.1		6.000 <u>14.433</u> (15) 8.433		6.000 14.733 (11) 8.733		42.332
83	329	YUDENKOV Yevgen	UKR	D E	5.600 13.733 (30) 8.133		6.200 14.000 (33) 7.800		5.800 <u>14.400</u> (20) 8.600		42.133
84	158	LERU Randy	CUB	D E	6.000 13.333 (46) 7.433 -0.1				6.100 14.466 (17) 8.366	6.200 <u>14.000</u> (7) 7.800	41.799
85	304	HEGI Oliver	SUI	D E		6.000 12.633 (59) 6.633			6.400 <u>14.466</u> (18) 8.066	6.200 14.333 (4) 8.133	41.432
86	248	KARIMI Milad	KAZ	D E	6.100 14.325 (9) 8.225				5.800 12.666 (68) 6.866	6.200 13.433 (21) 7.233	40.424
87	113	MASON STEPHENS Clay	AUS	D E	5.900 12.833 (70) 7.033 -0.1			5.200 14.433 (23) 9.233	5.600 12.833 (63) 7.233		40.099
88	202	RITTSCHIK Ivan	GER	D E		6.400 13.033 (44) 6.633			5.500 13.466 (48) 7.966	5.700 13.266 (26) 7.566	39.765
89	330	KIMBLE Marvin	USA	D E		5.500 11.500 (95) 6.000			5.900 14.300 (23) 8.400	6.200 13.933 (10) 7.733	39.733
90	139	PAYNE Jackson	CAN	D E		5.600 12.133 (74) 6.533			5.800 14.133 (27) 8.333	6.000 13.000 (36) 7.000	39.266
91	255	PARK Minsoo	KOR	D E	5.500 12.700 (76) 7.200	5.700 13.266 (38) 7.566				6.000 13.200 (27) 7.200	39.166
92	250	MUSSAYEV Akim	KAZ	D E	5.600 13.666 (34) 8.066	5.500 13.666 (26) 8.166			4.300 11.566 (103) 7.266		38.898
93	114	MERCIECA Michael	AUS	D E		4.900 12.433 (65) 7.533			5.200 13.233 (52) 8.033	5.700 13.100 (30) 7.400	38.766
94	127	YAKAULEU Ilya	BLR	D E	5.700 <u>10.666</u> (116) 5.166 -0.2		5.600 13.400 (49) 7.800	5.600 14.633 (14) 9.033			38.699
95	273	HEGGENSNES Sofus	NOR	D E	5.200 12.433 (81) 7.433 -0.2	4.900 <u>13.066</u> (40) 8.166	4.600 12.800 (67) 8.200				38.299
96	106	MARTINEZ ERAZUN Osvaldo	ARG	D E			4.800 12.566 (74) 7.766		5.100 12.266 (80) 7.166	5.300 13.458 (20) 8.158	38.290











47th Artistic Gymnastics World Championships 2017
Montréal (CAN)



Men's Individual Qualifications

MON 2 OCT 2017

Individual Results

Rank	Bib	Name	NOC	Code							Total
					Score Rk Pen	Score Rk Pen	Score Rk Pen	Score Rk Pen	Score Rk Pen	Score Rk Pen	
97	174	ABAD Nestor	ESP	D E	5.800 13.900 (23) 8.200 -0.1				5.000 11.866 (97) 6.866	6.100 <u>12.266</u> (68) 6.166	38.032
98	314	HSU Ping Chien	TPE	D E		5.700 14.333 (11) 8.633			4.900 10.700 (120) 5.800	4.900 12.600 (50) 7.700	37.633
99	151	MARTINEZ MORENO Andres	COL	D E	5.800 13.433 (42) 7.833 -0.2	4.900 11.300 (101) 6.400				5.200 12.533 (57) 7.333	37.266
100	275	WIBYE Harald Grimsrud	NOR	D E				4.000 13.066 (78) 9.066	5.000 12.900 (61) 7.900	4.500 11.066 (102) 6.566	37.032
101	116	REMKE Christopher	AUS	D E	6.500 13.066 (62) 7.066 -0.5	5.200 10.200 (117) 5.000		5.600 13.566 (57) 7.966			36.832
102	133	DIMITROV Dimitar	BUL	D E	5.800 12.700 (75) 7.400 -0.5	4.000 <u>9.633</u> (121) 5.633		5.200 14.100 (31) 8.900			36.433
103	285	ROMERO Diogo	POR	D E		4.700 11.933 (84) 7.233			4.700 <u>12.800</u> (65) 8.100	4.400 11.666 (88) 7.266	36.399
104	278	ELLIS Kyleab	NZL	D E	5.100 <u>13.033</u> (65) 7.933			4.800 13.166 (73) 8.666 -0.3		3.600 10.066 (115) 6.466	36.265
105	283	ALMEIDA Simao	POR	D E	3.800 9.600 (121) 6.200 -0.4		4.600 12.700 (70) 8.100		4.900 <u>13.500</u> (46) 8.600		35.800
106	311	SURINTORNTA Tikumporn	THA	D E	4.800 13.033 (63) 8.233		5.000 <u>10.933</u> (110) 5.933			3.700 11.766 (85) 8.066	35.732
107	279	KOUDINOV Mikhail	NZL	D E			5.000 12.100 (92) 7.100		6.100 13.566 (45) 7.466	4.500 9.466 (120) 5.266 -0.3	35.132
108	117	BENDA Alexander	AUT	D E	4.900 12.066 (92) 7.266 -0.1				4.500 11.566 (104) 7.066	4.900 11.166 (101) 6.266	34.798
109	339	FUENTES BUSTAMANTE	VEN	D E		6.100 11.766 (88) 5.666			4.800 10.400 (121) 5.600	6.100 12.566 (56) 6.466	34.732
110	342	DO Vu Hung	VIE	D E	5.800 11.866 (96) 6.366 -0.3	4.000 11.600 (92) 7.600	3.600 10.933 (109) 7.333				34.399
111	103	AREAN Andres Alejandro	ARG	D E	5.100 11.100 (113) 6.100 -0.1	4.500 10.000 (118) 5.500			5.000 11.833 (99) 6.833		32.933
112	104	GUTIERREZ Franco	ARG	D E		4.400 7.308 (131) 2.908		4.400 <u>11.733</u> (106) 7.633 -0.3		4.900 11.533 (92) 6.633	30.574
113	333	NADDOUR Alexander	USA	D E		6.400 14.966 (3) 8.566	6.000 14.633 (9) 8.633				29.599
114	256	YANG Hakseon	KOR	D E			5.700 13.833 (38) 8.133	6.000 15.600 (1) 9.600			29.433
114	326	RADIVILOV Igor	UKR	D E			6.300 14.733 (7) 8.433	5.600 14.700 (11) 9.100			29.433
116	334	PENEV Eddie	USA	D E	6.200 14.633 (6) 8.433			5.200 <u>14.533</u> (16) 9.333			29.166
117	201	NGUYEN Marcel	GER	D E			5.900 14.166 (25) 8.266		6.500 14.933 (7) 8.433		29.099
118	343	le Thanh Tung	VIE	D E				5.600 14.533 (16) 8.933	5.900 14.200 (26) 8.300		28.733
119	194	WHITLOCK Max	GBR	D E	6.200 13.333 (47) 7.233 -0.1	6.800 15.300 (1) 8.500					28.633
120	211	VEGA LOPEZ Jorge	GUA	D E	6.000 13.833 (26) 7.933 -0.1			5.600 14.766 (9) 9.166			28.599










47th Artistic Gymnastics World Championships 2017
Montréal (CAN)



Men's Individual Qualifications

MON 2 OCT 2017

Individual Results

Rank	Bib	Name	NOC	Code							Total
					Score Rk Pen	Score Rk Pen	Score Rk Pen	Score Rk Pen	Score Rk Pen	Score Rk Pen	
121	229	DOLGOPYAT Artem	ISR	D E	6.500 14.666 (4) 8.366 -0.2	5.500 13.766 (23) 8.266					28.432
122	138	MORGAN Scott	CAN	D E	5.900 14.000 (18) 8.200 -0.1		6.000 14.166 (26) 8.166				28.166
123	296	DALALOYAN Artur	RUS	D E	6.300 13.333 (48) 7.033			5.600 14.683 (12) 9.183 -0.1			28.016
124	129	MARIANO Arthur	BRA	D E	5.800 14.033 (16) 8.233					5.800 13.866 (12) 8.066	27.899
125	345	PHAM Phuoc Hung	VIE	D E			5.300 13.166 (57) 7.866		6.300 14.700 (12) 8.400		27.866
126	267	DEURLOO Bart	NED	D E		5.600 13.666 (27) 8.066				6.100 14.033 (6) 7.933	27.699
127	292	MUNTEAN Andrei Vasile	ROU	D E			5.900 13.733 (45) 7.833		5.500 13.866 (35) 8.366		27.599
128	148	BOHORQUEZ Kristopher	COL	D E			6.200 14.000 (33) 7.800		5.400 13.433 (49) 8.033		27.433
129	185	AUGIS Axel	FRA	D E					6.100 14.366 (21) 8.266	5.900 13.066 (32) 7.166	27.432
130	188	HRIMECHE Zachari	FRA	D E		5.000 12.775 (52) 7.775		5.600 14.533 (16) 8.933			27.308
131	181	SAARENKETO Heikki	FIN	D E	5.700 13.666 (35) 7.966			5.200 13.600 (54) 8.400			27.266
131	253	JO Yeonggwang	KOR	D E		5.800 13.666 (28) 7.866			5.800 13.600 (43) 7.800		27.266
133	124	BULAUSKI Pavel	BLR	D E	6.200 13.166 (58) 7.066 -0.1			5.600 13.983 (40) 8.383			27.149
134	297	ELTCOV Sergei	RUS	D E		5.300 12.266 (67) 6.966			6.400 14.600 (15) 8.200		26.866
134	320	COLAK Ibrahim	TUR	D E			6.200 15.033 (3) 8.833		2.800 11.833 (98) 9.033		26.866
136	257	YUN Jinseong	KOR	D E					5.900 14.266 (24) 8.366	5.700 12.466 (60) 6.766	26.732
137	268	RIJKEN Frank	NED	D E					5.800 13.700 (41) 7.900	5.900 12.566 (55) 6.666	26.266
137	306	MICHNAK Slavomir	SVK	D E	4.700 12.366 (84) 7.966 -0.3	5.800 13.900 (18) 8.100					26.266
139	222	PATRA Rakesh	IND	D E			5.700 13.233 (52) 7.533		4.800 12.833 (62) 8.033		26.066
140	203	TOBA Andreas	GER	D E		5.700 12.933 (47) 7.233	5.600 12.900 (65) 7.300				25.833
141	164	RIISBERG Christian	DEN	D E	5.200 13.033 (64) 7.933 -0.1			4.000 12.733 (93) 8.733			25.766
142	168	NIN REYES Audrys	DOM	D E				6.000 13.433 (63) 7.533 -0.1		5.500 12.266 (67) 6.766	25.699
142	177	TALLON FERNANDEZ A	ESP	D E		5.200 11.733 (90) 6.533	5.700 13.966 (35) 8.266				25.699
144	269	SCHMIDT Casimir	NED	D E	5.900 13.533 (40) 7.633	6.100 12.133 (75) 6.033					25.666











47th Artistic Gymnastics World Championships 2017
Montréal (CAN)



Men's Individual Qualifications

MON 2 OCT 2017

Individual Results

Rank	Bib	Name	NOC	Code							Total
					Score Rk Pen	Score Rk Pen	Score Rk Pen	Score Rk Pen	Score Rk Pen	Score Rk Pen	
145	166	VAMMEN Helge	DEN	D E		4.800 13.000 (45) 8.200			4.200 12.466 (71) 8.266		25.466
146	344	NGUYEN Tuan Dat	VIE	D E	5.600 11.300 (108) 5.700			5.600 14.100 (31) 8.500			25.400
147	271	ZONDERLAND Epke	NED	D E				4.100 10.933 (117) 6.833	6.500 14.433 (1) 7.933		25.366
148	199	DUNKEL Nils	GER	D E	5.300 12.266 (85) 7.366 -0.4			4.800 13.033 (80) 8.533 -0.3			25.299
149	216	DUDAS Norbert	HUN	D E			4.300 12.466 (77) 8.166		5.300 12.766 (67) 7.466		25.232
150	186	BOULET Edgar	FRA	D E	5.900 13.691 (32) 7.891 -0.1					5.700 11.466 (94) 5.766	25.157
151	238	WILLIAMS Daniel	JAM	D E	4.100 11.700 (101) 7.600			4.800 13.433 (63) 8.633			25.133
152	315	TANG Chia-Hung	TPE	D E	5.600 12.833 (69) 7.333 -0.1					5.900 12.200 (72) 6.300	25.033
153	276	BUTLER Scott	NZL	D E	5.100 12.100 (91) 7.100 -0.1			4.800 12.300 (103) 7.600 -0.1			24.400
154	115	MORGANS Mitchell	AUS	D E					5.500 11.200 (113) 5.700	6.300 13.066 (33) 6.766	24.266
155	105	MARTINEZ Mauro	ARG	D E	4.900 11.233 (111) 6.633 -0.3			5.200 12.933 (84) 7.733			24.166
156	134	MARINOV Hristos	BUL	D E			6.100 12.466 (80) 6.366		5.100 11.600 (102) 6.500		24.066
157	247	JANTYKOV Yerbol	KAZ	D E					5.700 11.266 (112) 5.566	5.500 12.566 (54) 7.066	23.832
158	263	ROJO Francisco	MEX	D E	5.000 11.700 (104) 6.700					4.800 11.566 (91) 6.766	23.266
159	209	TANTALIDIS Antonios	GRE	D E	6.000 12.266 (87) 6.366 -0.1	5.500 10.900 (108) 5.400					23.166
160	293	URSACHE AA	ROU	D E		6.000 11.900 (86) 5.900				4.300 11.233 (98) 6.933	23.133
161	122	TALAS Bence	AZE	D E		4.500 10.666 (114) 6.166	5.300 12.333 (84) 7.033				22.999
162	266	de VRIES Boudewijn	NED	D E		6.000 10.733 (113) 4.733			4.400 12.100 (88) 7.700		22.833
163	316	TSENG Wei-Sheng	TPE	D E	4.200 7.066 (123) 3.266 -0.4			5.600 13.733 (50) 8.133			20.799
164	325	PETRENKO Oleksandr	UKR	D E		5.900 11.066 (105) 5.166				5.000 9.266 (121) 4.266	20.332
165	286	ALDYANI Ahmed	QAT	D E		3.700 8.700 (126) 5.000			5.400 11.266 (111) 5.866		19.966
165	323	YILMAZ Hamza	TUR	D E	4.100 10.366 (117) 6.666 -0.4	4.700 9.600 (122) 4.900					19.966
167	208	PETROUNIAS Eleftherios	GRE	D E			6.300 15.400 (1) 9.100				15.400
168	294	ABLIAZIN Denis	RUS	D E			6.300 15.333 (2) 9.033				15.333











47th Artistic Gymnastics World Championships 2017
Montréal (CAN)



Men's Individual Qualifications

MON 2 OCT 2017

Individual Results

Rank	Bib	Name	NOC	Code							Total	
					Score	Rk	Pen	Score	Rk	Pen		Score
169	147	ZOU Jingyuan	CHN	D E					6.600	15.233 (2)	8.633	15.233
170	144	WENG Hao	CHN	D E		6.500	15.033 (2)	8.533				15.033
171	184	AIT SAID Samir	FRA	D E			6.200	14.966 (4)			8.766	14.966
172	290	DRAGULESCU Marian	ROU	D E				5.600	14.900 (4)		9.300	14.900
173	143	LIU Yang	CHN	D E			6.300	14.800 (5)			8.500	14.800
174	193	TULLOCH Courtney	GBR	D E			6.400	14.766 (6)			8.366	14.766
175	131	ZANETTI Arthur	BRA	D E			6.200	14.700 (8)			8.500	14.700
176	213	NG Kiu Chung	HKG	D E			6.100	14.566 (12)			8.466	14.566
176	233	LODADIO Marco	ITA	D E			6.300	14.566 (13)			8.266	14.566
178	241	ASATO Keisuke	JPN	D E				6.000	14.533 (16)		8.633 -0.1	14.533
178	312	CHEN Chih-Yu	TPE	D E			6.300	14.533 (14)			8.233	14.533
180	300	BERTONCELJ Saso	SLO	D E		6.100	14.525 (7)	8.425				14.525
181	110	DAVTYAN Vahagn	ARM	D E			6.200	14.433 (16)			8.233	14.433
181	111	MERDINYAN Harutyun	ARM	D E		6.200	14.433 (8)	8.233				14.433
181	270	VERHOFSTAD Bram	NED	D E	6.100	14.433 (8)		8.333				14.433
184	155	UDE Filip	CRO	D E		6.000	14.400 (9)	8.400				14.400
185	119	HOECK Vinzenz	AUT	D E			5.900	14.366 (17)			8.466	14.366
185	125	LIKHOVITSKIY Andrey	BLR	D E		6.300	14.366 (10)	8.066				14.366
185	154	SRBIC Tin	CRO	D E					6.400	14.366 (3)	7.966	14.366
188	173	ZAHARAN Ali	EGY	D E			6.100	14.333 (18)			8.233	14.333
188	189	TOMMASONE Cyril	FRA	D E		6.400	14.333 (13)	7.933				14.333
190	207	KONSTANTINIDIS K	GRE	D E			6.200	14.300 (20)			8.100	14.300
190	225	McCLENAGHAN Rhys	IRL	D E		6.100	14.300 (14)	8.200				14.300
192	141	GONZALEZ Tomas	CHI	D E	6.200	14.266 (10)		8.166 -0.1				14.266











47th Artistic Gymnastics World Championships 2017
Montréal (CAN)



Men's Individual Qualifications

MON 2 OCT 2017

Individual Results

Rank	Bib	Name	NOC	Code							Total
					Score Rk Pen	Score Rk Pen	Score Rk Pen	Score Rk Pen	Score Rk Pen	Score Rk Pen	
193	156	VLAHEK Jakov	CRO	D E		5.500 14.133 (16) 8.633					14.133
194	242	KAMEYAMA Kohei	JPN	D E		6.400 14.066 (17) 7.666					14.066
194	301	KLAVORA Rok	SLO	D E	5.700 14.066 (15) 8.366						14.066
196	243	MIYACHI Hidetaka	JPN	D E						6.200 13.966 (8) 7.766	13.966
197	215	BONCSER Krisztian	HUN	D E	6.000 13.933 (22) 7.933						13.933
197	226	SMITH Andrew	IRL	D E	5.700 13.933 (21) 8.233						13.933
199	118	FUSSENEGGER Michael	AUT	D E			5.800 13.766 (44) 7.966				13.766
200	140	PELLERIN Thierry	CAN	D E		5.800 13.658 (29) 7.858					13.658
201	101	METIDJI Hillal	ALG	D E					5.400 13.633 (42) 8.233		13.633
201	251	NARMETOV Daulet	KAZ	D E		5.600 13.633 (30) 8.033					13.633
203	217	KALLAI Zoltan	HUN	D E		5.700 13.558 (32) 7.858					13.558
204	153	SELIGMAN Robert	CRO	D E		5.800 13.533 (33) 7.733					13.533
204	231	CINGOLANI Andrea	ITA	D E				5.600 13.533 (58) 8.233 -0.3			13.533
206	313	CHEN I-Hsiang	TPE	D E		6.200 13.500 (35) 7.300					13.500
206	327	SIENICHKIN Andrii	UKR	D E		5.500 13.500 (34) 8.000					13.500
208	331	MIKULAK Samuel	USA	D E						6.100 13.466 (18) 7.366	13.466
209	112	BULL Tyson	AUS	D E						5.900 13.400 (23) 7.500	13.400
210	220	VECSERNYES David	HUN	D E						5.900 13.333 (25) 7.433	13.333
211	182	SORAVUO Emil	FIN	D E	5.300 13.300 (50) 8.000						13.300
211	214	SHEK Wai Hung	HKG	D E				5.200 13.300 (70) 8.100			13.300
211	239	ABU AL SOUD Ahmad	JOR	D E		6.100 13.300 (36) 7.200					13.300
214	107	MOLINARI Federico	ARG	D E			6.200 13.266 (51) 7.066				13.266
215	183	TUUHA Tomi	FIN	D E				5.200 13.133 (76) 8.033 -0.1			13.133
216	204	CHATZIEFSTATHIOU	GRE	D E		6.000 12.933 (48) 6.933					12.933





47th Artistic Gymnastics World Championships 2017
Montréal (CAN)



Men's Individual Qualifications
MON 2 OCT 2017

Individual Results

Rank	Bib	Name	NOC	Code							Total
					Score Rk Pen	Score Rk Pen	Score Rk Pen	Score Rk Pen	Score Rk Pen	Score Rk Pen	
217	198	BRETSCHNEIDER Andreas	GER	D E						5.300 12.866 (41) 7.566	12.866
218	221	BAHADUR Dhan	IND	D E		5.600 12.766 (53) 7.166					12.766
219	249	KURBANOV Nariman	KAZ	D E		5.100 12.733 (54) 7.633					12.733
220	179	KANERVA Juhó	FIN	D E		5.400 12.700 (55) 7.300					12.700
220	298	IGNATYEV Nikita	RUS	D E					5.500 12.700 (47) 7.200		12.700
222	190	FRASER Joe	GBR	D E					5.400 12.633 (49) 7.233		12.633
223	219	SELMECZI Bank	HUN	D E		5.900 12.500 (62) 6.600					12.500
224	265	JAMIYANKHUU Nomondalai	MGL	D E			4.800 12.400 (101) 7.600				12.400
225	192	PURVIS Daniel	GBR	D E				5.500 12.266 (81) 6.766			12.266
226	162	BUUS Jacob	DEN	D E					5.100 12.200 (70) 7.100		12.200
227	165	RYDBERG Kasper	DEN	D E	5.100 12.133 (90) 7.333 -0.3						12.133
228	205	ILIOPOULOS Nikolaos	GRE	D E					5.600 12.100 (77) 6.500		12.100
229	146	ZHANG Chenglong	CHN	D E					5.800 12.000 (80) 6.200		12.000
230	137	LYTWYN Kevin	CAN	D E					5.500 11.933 (82) 6.433		11.933
231	175	LOPEZ Ruben	ESP	D E					4.500 11.233 (99) 6.733		11.233
232	102	REGHIB Mohamed	ALG	D E					5.400 11.000 (105) 5.600		11.000
233	206	KONSTANTINIDIS C	GRE	D E	5.900 10.866 (114) 5.766 -0.8						10.866
234	291	GROZA Andrei Ioan	ROU	D E					3.000 10.633 (112) 7.633		10.633
235	282	FIGUEROA Jimmy	PER	D E					4.500 10.200 (114) 5.700		10.200
236	322	SAMILOGLU Umit	TUR	D E					4.600 10.041 (116) 5.441		10.041
237	152	KOVACEVIC Anton	CRO	D E					5.200 9.866 (117) 4.666		09.866
238	302	EKANAYAKE MUDIYAN.	SRI	D E				4.200 8.266 (123) 4.066			08.266
239	237	TAI Nicholas	JAM	D E					3.600 7.666 (124) 4.066		07.666











47th Artistic Gymnastics World Championships 2017
Montréal (CAN)



Men's Individual Qualifications
MON 2 OCT 2017

Individual Results

Rank	Bib	Name	NOC Code							Total
				Score Rk Pen	Score Rk Pen	Score Rk Pen	Score Rk Pen	Score Rk Pen	Score Rk Pen	

Note:
Underlined totals indicate starting apparatus

Legend:

D Difficulty **DNS** Did Not Start **E** Execution **Pen.** Penalty

 Floor Exercise  Pommel Horse  Rings  Vault  Parallel Bars  Horizontal Bar

LONGINES Official Results Provider

