

ALL-AROUND RESULTS AFTER SUBDIVISION 6 WOMEN'S QUALIFICATION

SAT 16 OCT 2010 - 9:00

Rank	Bib	Name	NOC Code					Total
1	690	MUSTAFINA Aliya	RUS	<u>15.600</u>	15.300	14.933	14.833	60.666
2	541	JIANG Yuyan	CHN	14.733	<u>15.200</u>	14.333	13.833	58.099
3	544	HUANG Qiushuang	CHN	14.600	<u>15.666</u>	14.466	13.333	58.065
4	678	PORGRAS Ana	ROU	13.833	<u>14.733</u>	15.266	14.066	57.898
5	508	MITCHELL Lauren	AUS	<u>14.733</u>	13.700	14.966	14.466	57.865
6	691	NABIEVA Tatiana	RUS	<u>15.466</u>	14.700	14.333	13.066	57.565
7	680	Haidu Raluca Oana	ROU	14.633	<u>14.000</u>	13.366	14.200	56.199
8	627	FERRARI Vanessa	ITA	<u>13.833</u>	13.933	13.900	14.458	56.124
9	631	TANAKA Rie	JPN	<u>14.333</u>	13.800	13.866	13.700	55.699
10	588	WHELAN Hannah	GBR	14.033	12.933	14.300	<u>14.233</u>	55.499
11	689	AFANASYEVA Ksenia	RUS	<u>14.300</u>	11.866	14.533	14.766	55.465
12	504	BONORA Georgia	AUS	<u>13.833</u>	13.766	14.266	13.400	55.265
13	532	MATIAS HYPOLITO D.	BRA	13.933	13.166	<u>13.933</u>	14.100	55.132
14	580	MALAUSSENA Aurelie	FRA	14.066	13.900	<u>13.566</u>	13.566	55.098
15	506	LITTLE Emily	AUS	<u>14.466</u>	13.791	13.566	13.200	55.023
16	529	FERNANDES BARBOSA J.	BRA	14.900	13.300	<u>12.933</u>	13.633	54.766
17	629	TSURUMI Koko	JPN	<u>13.900</u>	12.733	14.166	13.933	54.732
18	659	PIHAN-KULESZA Marta	POL	<u>13.883</u>	13.033	14.400	13.366	54.682
19	623	PREZIOSA Elisabetta	ITA	<u>13.666</u>	12.766	14.525	13.633	54.590
20	591	HIBBERT Nicole	GBR	13.933	14.000	13.433	<u>13.200</u>	54.566
21	582	BREVET Marine	FRA	13.866	12.933	<u>13.700</u>	13.566	54.065
22	590	PINCHES Jennifer	GBR	13.566	13.566	12.833	<u>13.933</u>	53.898
23	585	MOREL Pauline	FRA	13.700	13.933	<u>13.333</u>	12.700	53.666
24	714	HOLENKOVA Valentyna	UKR	13.966	12.866	12.866	<u>13.900</u>	53.598
25	584	PETIT Marine	FRA	13.633	13.233	<u>13.300</u>	13.400	53.566
26	630	SHINTAKE Yuko	JPN	<u>13.666</u>	13.866	13.366	12.666	53.564
27	598	MILLOUSI Vasiliki	GRE	13.100	13.066	13.533	<u>13.233</u>	52.932
28	633	OZAWA Momoko	JPN	<u>14.300</u>	12.900	12.700	12.933	52.833
29	641	SVILPAITE Laura	LTU	13.366	13.766	<u>12.433</u>	13.100	52.665
30	624	PAROLARI Lia	ITA	<u>13.133</u>	12.200	13.600	13.500	52.433
31	528	DOMINGUES COBELLO P.	BRA	13.800	11.800	<u>13.500</u>	13.300	52.400
32	620	RABINOVITZ Roni	ISR	13.566	12.033	13.500	<u>13.233</u>	52.332
33	705	JONSSON Ida	SWE	13.766	<u>11.800</u>	13.766	12.933	52.265
34	753	KAYDALOVA Alona	UKR	13.966	12.800	12.500	12.900	52.166
35	531	KUROIWA YAMAMOTO LE.	BRA	14.000	13.500	<u>12.300</u>	12.300	52.100
36	622	MAKSIUTA Valeriia	ISR	14.100	12.066	12.816	<u>13.100</u>	52.082
37	662	JANIK Gabriela	POL	<u>14.125</u>	12.066	12.933	12.833	51.957
38	713	CHERNIY Yevheniya	UKR	13.341	11.766	13.900	<u>12.933</u>	51.940
39	715	KOVAL Anastasiia	UKR	13.500	11.900	13.233	<u>13.208</u>	51.841
40	599	BISMPIKOU Stefani	GRE	13.633	12.700	12.766	<u>12.000</u>	51.099
41	600	ZAFEIRAKI Evgenia	GRE	13.600	12.133	11.900	<u>12.833</u>	50.466
42	522	SOTNIKAVA Alina	BLR	13.933	10.833	12.166	<u>13.433</u>	50.365
43	583	MAURIN Eva	FRA	13.666	10.933	<u>12.533</u>	13.233	50.365
44	697	NOVAK Fiona	SLO	13.100	11.800	<u>12.666</u>	12.400	49.966
45	601	MITRAKOU Paschalina	GRE	13.400	10.641	12.300	<u>13.233</u>	49.574
46	734	BELAK Teja	SLO	13.233	11.733	<u>11.966</u>	12.233	49.165
47	503	ESTARLI Lucila	ARG	13.266	10.500	<u>12.366</u>	12.900	49.032
48	695	KYSSELEF Tjasa	SLO	13.233	11.166	<u>12.000</u>	12.633	49.032





ALL-AROUND RESULTS AFTER SUBDIVISION 6 WOMEN'S QUALIFICATION

SAT 16 OCT 2010 - 9:00





Rank	Bib	Name	NOC Code					Total
49	658	RAE Jordan	NZL	13.283	<u>10.733</u>	12.300	12.166	48.482
50	696	KAMNIKAR Ivana	SLO	12.266	11.400	<u>12.233</u>	12.100	47.999
51	500	TARABINI Ayelen	ARG	12.733	9.600	<u>13.466</u>	12.166	47.965
52	523	KHAANH Liliya	BLR	12.800	12.100	11.166	<u>11.766</u>	47.832
53	618	HERMANNSDOTTIR T.	ISL	<u>13.300</u>	10.333	12.200	11.733	47.566
54	527	ZAITSAVA Yauheniya	BLR	13.466	9.933	11.466	<u>12.666</u>	47.531
55	656	MITCHELL Briana	NZL	12.233	<u>10.500</u>	12.633	12.033	47.399
56	560	HULGAARD Mette	DEN	12.800	<u>10.800</u>	10.566	12.566	46.732
57	621	KOREN Hadas	ISR	11.933	11.333	11.366	<u>11.500</u>	46.132
58	664	PLICHTA Paula	POL	<u>13.766</u>	7.166	13.100	12.033	46.065
59	657	MOON Holly	NZL	12.466	<u>9.533</u>	11.100	11.733	44.832
60	524	VYSOTSKAYA Nadzeya	BLR	13.433	8.966	10.066	<u>11.800</u>	44.265
61	617	BELANYI Dominiqua	ISL	<u>12.866</u>	10.166	9.166	12.000	44.198
62	562	FURU Mia	DEN	12.733	<u>9.133</u>	10.500	11.800	44.166
63	677	IZBASA Sandra Raluca	ROU	14.833		14.333	14.766	43.932
64	751	DEMENTYEVA Anna	RUS		14.200	15.133	14.200	43.533
65	561	ANDERSEN Laerke	DEN	13.066	<u>9.633</u>	9.100	11.733	43.532
66	501	CARRARO A.	ARG	12.100	9.700	<u>10.866</u>	10.866	43.532
67	679	CHELARU Diana Maria	ROU	14.600	<u>14.000</u>		14.466	43.066
68	546	YANG Yilin	CHN	14.566	<u>14.683</u>	0.000	13.666	42.915
69	619	COHEN Sapir Hana	ISR	12.300	7.333	11.300	<u>11.900</u>	42.833
70	543	SUI Lu	CHN		<u>13.633</u>	14.400	14.633	42.666
71	559	LAURITSEN Michelle	DEN	12.466	<u>10.533</u>	9.166	10.000	42.165
72	587	DOWNIE Rebecca	GBR	13.700	14.300	14.033		42.033
73	505	BRENNAN Ashleigh	AUS	<u>13.766</u>		14.300	13.833	41.899
74	745	CAIRNS Imogen	GBR	14.525		13.266	14.066	41.857
75	626	LICCHETTA Serena	ITA	<u>13.800</u>	14.100		13.600	41.500
76	692	SEMENOVA Ksenia	RUS	<u>14.066</u>		14.458	12.566	41.090
77	682	PATRASCU S.	ROU	13.733	<u>13.300</u>	14.000		41.033
78	632	YAMAGISHI Mai	JPN	<u>13.933</u>		13.333	13.700	40.966
79	533	NUNES GOMES A.	BRA	13.933		<u>12.866</u>	13.300	40.099
80	628	RANDO Eleonora	ITA	<u>13.233</u>	13.266	13.366		39.865
81	661	JURKOWSKA Katarzyna	POL	<u>13.125</u>		13.533	13.033	39.691
82	509	WHEELER Georgia	AUS	<u>13.066</u>	10.766	13.466		37.298
83	663	FRANDOFERT Monika	POL		11.833	12.033	12.900	36.766
84	733	NG Pui Sze	HKG	10.433	4.266	9.933	<u>10.166</u>	34.798
85	604	WONG Hiu Ying Angel	HKG	13.466	9.125	12.133		34.724
86	542	HE Kexin	CHN	0.000	<u>16.066</u>		13.933	29.999
87	586	TWEDDLE Elizabeth	GBR		15.600		<u>14.000</u>	29.600
88	693	KURBATOVA Ekaterina	RUS	<u>14.733</u>	14.300			29.033
89	545	DENG Linlin	CHN	13.900		15.100		29.000
90	710	DEMYANCHUK Yana	UKR		13.433	14.533		27.966
91	507	MILLER Larrissa	AUS		14.300		13.633	27.933
92	681	DRAGOI Gabriela	ROU		<u>13.366</u>	13.400		26.766
93	711	FOMENKO Alina	UKR	13.133			<u>13.600</u>	26.733
94	625	MATTONI J.	ITA			13.250	13.433	26.683
95	525	MARACHKOUSKAYA N.	BLR	14.100		11.933		26.033
96	603	SYRIGOU ANTONIOU A.	GRE	13.858	11.666			25.524

ALL-AROUND RESULTS AFTER SUBDIVISION 6
WOMEN'S QUALIFICATION

SAT 16 OCT 2010 - 9:00

Rank	Bib	Name	NOC Code					Total
97	526	MAKHAUTSOVA Volha	BLR		11.733		<u>12.966</u>	24.699
98	642	NEVEDOMSKAITE Greta	LTU	12.633			10.900	23.533
99	746	PITSIKALI Maria	GRE			12.200	11.300	23.500
100	563	OFFERGAARD Miriam	DEN	12.400	<u>9.900</u>			22.300
101	660	LITEWKA Joanna	POL	<u>13.466</u>	8.500			21.966
102	735	HORVAT Carmen	SLO		10.200	<u>11.033</u>		21.233
103	564	JENSEN Louise	DEN			8.008	11.000	19.008
104	706	WAGNER Veronica	SWE			13.233		13.233
105	634	OSHIMA Kyoko	JPN		12.866			12.866
106	530	GONSER FRANCO E.	BRA		12.833			12.833

Note:
Underlined totals indicates starting apparatus

Legend:
Q Qualified for All-Around Final **R** Reserve for All-Around Final
 Vault  Uneven Bars  Beam  Floor