








### TEAM RESULTS AFTER SUBDIVISION 6 WOMEN'S QUALIFICATION

SUN 17 OCT 2010 - 20:00

| Rank                         | Bib | NOC<br>Name          |  |  |  |  | Total         | Ind.<br>Ran |               |            |                |
|------------------------------|-----|----------------------|---|---|--|---|---------------|-------------|---------------|------------|----------------|
| <b>1 RUS - Russia</b>        |     |                      |   |   |  |   |               |             |               |            |                |
|                              | 689 | AFANASYEVA Ksenia    | 14.300  | 11.866  | 14.533   | 14.766  | 55.465        | (11)        |               |            |                |
|                              | 690 | MUSTAFINA Aliya      | 15.600  | 15.300  | 14.933   | 14.833  | 60.666        | (1)         |               |            |                |
|                              | 691 | NABIEVA Tatiana      | 15.466  | 14.700  | 14.333   | 13.066  | 57.565        | (6)         |               |            |                |
|                              | 692 | SEMENOVA Ksenia      | 14.066  |   | 14.458   | 12.566  | 41.090        | (76)        |               |            |                |
|                              | 693 | KURBATOVA Ekaterina  | 14.733  | 14.300  |  |   | 29.033        | (88)        |               |            |                |
|                              | 751 | DEMENTYEVA Anna      |   | 14.200  | 15.133   | 14.200  | 43.533        | (64)        |               |            |                |
| <b>Total</b>                 |     |                      | <b>60.099</b>   | <b>(1)</b>  | <b>58.500</b>  | <b>(2)</b>  | <b>59.057</b> | <b>(1)</b>  | <b>56.865</b> | <b>(2)</b> | <b>234.521</b> |
| <b>2 CHN - China</b>         |     |                      |   |   |  |   |               |             |               |            |                |
|                              | 541 | JIANG Yuyan          | 14.733  | 15.200  | 14.333   | 13.833  | 58.099        | (2)         |               |            |                |
|                              | 542 | HE Kexin             | 0.000   | 16.066  |  | 13.933  | 29.999        | (86)        |               |            |                |
|                              | 543 | SUI Lu               |   | 13.633  | 14.400   | 14.633  | 42.666        | (70)        |               |            |                |
|                              | 544 | HUANG Qiushuang      | 14.600  | 15.666  | 14.466   | 13.333  | 58.065        | (3)         |               |            |                |
|                              | 545 | DENG Linlin          | 13.900  |   | 15.100   |   | 29.000        | (89)        |               |            |                |
|                              | 546 | YANG Yilin           | 14.566  | 14.683  | 0.000  | 13.666  | 42.915        | (68)        |               |            |                |
| <b>Total</b>                 |     |                      | <b>57.799</b>   | <b>(3)</b>  | <b>61.615</b>  | <b>(1)</b>  | <b>58.299</b> | <b>(2)</b>  | <b>56.065</b> | <b>(4)</b> | <b>233.778</b> |
| <b>3 ROU - Romania</b>       |     |                      |   |   |  |   |               |             |               |            |                |
|                              | 677 | IZBASA Sandra Raluca | 14.833  |   | 14.333   | 14.766  | 43.932        | (63)        |               |            |                |
|                              | 678 | PORGRAS Ana          | 13.833  | 14.733  | 15.266   | 14.066  | 57.898        | (4)         |               |            |                |
|                              | 679 | CHELARU Diana Maria  | 14.600  | 14.000  |  | 14.466  | 43.066        | (67)        |               |            |                |
|                              | 680 | Haidu Raluca Oana    | 14.633  | 14.000  | 13.366   | 14.200  | 56.199        | (7)         |               |            |                |
|                              | 681 | DRAGOI Gabriela      |   | 13.366  | 13.400   |   | 26.766        | (92)        |               |            |                |
|                              | 682 | PATRASCU S.          | 13.733  | 13.300  | 14.000   |   | 41.033        | (77)        |               |            |                |
| <b>Total</b>                 |     |                      | <b>57.899</b>   | <b>(2)</b>  | <b>56.099</b>  | <b>(4)</b>  | <b>56.999</b> | <b>(4)</b>  | <b>57.498</b> | <b>(1)</b> | <b>228.495</b> |
| <b>4 GBR - Great Britain</b> |     |                      |   |   |  |   |               |             |               |            |                |
|                              | 586 | TWEDDLE Elizabeth    |   | 15.600  |  | 14.000  | 29.600        | (87)        |               |            |                |
|                              | 587 | DOWNIE Rebecca       | 13.700  | 14.300  | 14.033   |   | 42.033        | (72)        |               |            |                |
|                              | 588 | WHELAN Hannah        | 14.033  | 12.933  | 14.300   | 14.233  | 55.499        | (10)        |               |            |                |
|                              | 590 | PINCHES Jennifer     | 13.566  | 13.566  | 12.833   | 13.933  | 53.898        | (22)        |               |            |                |
|                              | 591 | HIBBERT Nicole       | 13.933  | 14.000  | 13.433   | 13.200  | 54.566        | (20)        |               |            |                |
|                              | 745 | CAIRNS Imogen        | 14.525  |   | 13.266   | 14.066  | 41.857        | (74)        |               |            |                |
| <b>Total</b>                 |     |                      | <b>56.191</b>   | <b>(7)</b>  | <b>57.466</b>  | <b>(3)</b>  | <b>55.032</b> | <b>(6)</b>  | <b>56.232</b> | <b>(3)</b> | <b>224.921</b> |





### TEAM RESULTS AFTER SUBDIVISION 6 WOMEN'S QUALIFICATION

SUN 17 OCT 2010 - 20:00

| Rank                     | Bib | NOC<br>Name          |  |  |  |  | Total         | Ind.<br>Ran |               |            |                |
|--------------------------|-----|----------------------|---|---|--|---|---------------|-------------|---------------|------------|----------------|
| <b>5 AUS - Australia</b> |     |                      |   |   |  |   |               |             |               |            |                |
|                          | 504 | BONORA Georgia       | 13.833  | 13.766  | 14.266   | 13.400  | 55.265        | (12)        |               |            |                |
|                          | 505 | BRENNAN Ashleigh     | 13.766  |   | 14.300   | 13.833  | 41.899        | (73)        |               |            |                |
|                          | 506 | LITTLE Emily         | 14.466  | 13.791  | 13.566   | 13.200  | 55.023        | (15)        |               |            |                |
|                          | 507 | MILLER Larrissa      |   | 14.300  |  | 13.633  | 27.933        | (91)        |               |            |                |
|                          | 508 | MITCHELL Lauren      | 14.733  | 13.700  | 14.966   | 14.466  | 57.865        | (5)         |               |            |                |
|                          | 509 | WHEELER Georgia      | 13.066  | 10.766  | 13.466   |   | 37.298        | (82)        |               |            |                |
|                          |     | <b>Total</b>         | <b>56.798</b>   | <b>(4)</b>  | <b>55.557</b>  | <b>(5)</b>  | <b>57.098</b> | <b>(3)</b>  | <b>55.332</b> | <b>(5)</b> | <b>224.785</b> |
| <b>6 ITA - Italy</b>     |     |                      |   |   |  |   |               |             |               |            |                |
|                          | 623 | PREZIOSA Elisabetta  | 13.666  | 12.766  | 14.525   | 13.633  | 54.590        | (19)        |               |            |                |
|                          | 624 | PAROLARI Lia         | 13.133  | 12.200  | 13.600   | 13.500  | 52.433        | (30)        |               |            |                |
|                          | 625 | MATTONI J.           |   |   | 13.250   | 13.433  | 26.683        | (94)        |               |            |                |
|                          | 626 | LICCHETTA Serena     | 13.800  | 14.100  |  | 13.600  | 41.500        | (75)        |               |            |                |
|                          | 627 | FERRARI Vanessa      | 13.833  | 13.933  | 13.900   | 14.458  | 56.124        | (8)         |               |            |                |
|                          | 628 | RANDO Eleonora       | 13.233  | 13.266  | 13.366   |   | 39.865        | (80)        |               |            |                |
|                          |     | <b>Total</b>         | <b>54.532</b>   | <b>(12)</b>   | <b>54.065</b>  | <b>(6)</b>  | <b>55.391</b> | <b>(5)</b>  | <b>55.191</b> | <b>(6)</b> | <b>219.179</b> |
| <b>7 JPN - Japan</b>     |     |                      |   |   |  |   |               |             |               |            |                |
|                          | 629 | TSURUMI Koko         | 13.900  | 12.733  | 14.166   | 13.933  | 54.732        | (17)        |               |            |                |
|                          | 630 | SHINTAKE Yuko        | 13.666  | 13.866  | 13.366   | 12.666  | 53.564        | (26)        |               |            |                |
|                          | 631 | TANAKA Rie           | 14.333  | 13.800  | 13.866   | 13.700  | 55.699        | (9)         |               |            |                |
|                          | 632 | YAMAGISHI Mai        | 13.933  |   | 13.333   | 13.700  | 40.966        | (78)        |               |            |                |
|                          | 633 | OZAWA Momoko         | 14.300  | 12.900  | 12.700   | 12.933  | 52.833        | (28)        |               |            |                |
|                          | 634 | OSHIMA Kyoko         |   | 12.866  |  |   | 12.866        | (105)       |               |            |                |
|                          |     | <b>Total</b>         | <b>56.466</b>   | <b>(6)</b>  | <b>53.432</b>  | <b>(8)</b>  | <b>54.731</b> | <b>(7)</b>  | <b>54.266</b> | <b>(8)</b> | <b>218.895</b> |
| <b>8 BRA - Brazil</b>    |     |                      |   |   |  |   |               |             |               |            |                |
|                          | 528 | DOMINGUES COBELLO P. | 13.800  | 11.800  | 13.500   | 13.300  | 52.400        | (31)        |               |            |                |
|                          | 529 | FERNANDES BARBOSA J. | 14.900  | 13.300  | 12.933   | 13.633  | 54.766        | (16)        |               |            |                |
|                          | 530 | GONSER FRANCO E.     |   | 12.833  |  |   | 12.833        | (106)       |               |            |                |
|                          | 531 | KUROIWA YAMAMOTO LE. | 14.000  | 13.500  | 12.300   | 12.300  | 52.100        | (35)        |               |            |                |
|                          | 532 | MATIAS HYPOLITO D.   | 13.933  | 13.166  | 13.933   | 14.100  | 55.132        | (13)        |               |            |                |
|                          | 533 | NUNES GOMES A.       | 13.933  |   | 12.866   | 13.300  | 40.099        | (79)        |               |            |                |
|                          |     | <b>Total</b>         | <b>56.766</b>   | <b>(5)</b>  | <b>52.799</b>  | <b>(9)</b>  | <b>53.232</b> | <b>(11)</b> | <b>54.333</b> | <b>(7)</b> | <b>217.130</b> |
| <b>9 FRA - France</b>    |     |                      |   |   |  |   |               |             |               |            |                |
|                          | 580 | MALAUSSENA Aurelie   | 14.066  | 13.900  | 13.566   | 13.566  | 55.098        | (14)        |               |            |                |
|                          | 582 | BREVET Marine        | 13.866  | 12.933  | 13.700   | 13.566  | 54.065        | (21)        |               |            |                |
|                          | 583 | MAURIN Eva           | 13.666  | 10.933  | 12.533   | 13.233  | 50.365        | (43)        |               |            |                |
|                          | 584 | PETIT Marine         | 13.633  | 13.233  | 13.300   | 13.400  | 53.566        | (25)        |               |            |                |
|                          | 585 | MOREL Pauline        | 13.700  | 13.933  | 13.333   | 12.700  | 53.666        | (23)        |               |            |                |
|                          |     | <b>Total</b>         | <b>55.298</b>   | <b>(8)</b>  | <b>53.999</b>  | <b>(7)</b>  | <b>53.899</b> | <b>(10)</b> | <b>53.765</b> | <b>(9)</b> | <b>216.961</b> |





### TEAM RESULTS AFTER SUBDIVISION 6 WOMEN'S QUALIFICATION

SUN 17 OCT 2010 - 20:00

| Rank                     | Bib | NOC<br>Name         |  |  |  |  | Total          | Ind.<br>Ran |
|--------------------------|-----|---------------------|---|---|--|---|----------------|-------------|
| <b>10 UKR - Ukraine</b>  |     |                     |   |   |  |   |                |             |
|                          | 710 | DEMYANCHUK Yana     |   | 13.433  | 14.533   |   | 27.966         | (90)        |
|                          | 711 | FOMENKO Alina       | 13.133  |   |  | 13.600  | 26.733         | (93)        |
|                          | 713 | CHERNIY Yevheniya   | 13.341  | 11.766  | 13.900   | 12.933  | 51.940         | (38)        |
|                          | 714 | HOLENKOVA Valentyna | 13.966  | 12.866  | 12.866   | 13.900  | 53.598         | (24)        |
|                          | 715 | KOVAL Anastasiia    | 13.500  | 11.900  | 13.233   | 13.208  | 51.841         | (39)        |
|                          | 753 | KAYDALOVA Alona     | 13.966  | 12.800  | 12.500   | 12.900  | 52.166         | (34)        |
|                          |     | <b>Total</b>        | <b>54.773</b> (11)  | <b>50.999</b> (10)  | <b>54.532</b> (8)  | <b>53.641</b> (10)  | <b>213.945</b> |             |
| <b>11 POL - Poland</b>   |     |                     |   |   |  |   |                |             |
|                          | 659 | PIHAN-KULESZA Marta | 13.883  | 13.033  | 14.400   | 13.366  | 54.682         | (18)        |
|                          | 660 | LITEWKA Joanna      | 13.466  | 8.500   |  |   | 21.966         | (101)       |
|                          | 661 | JURKOWSKA Katarzyna | 13.125  |   | 13.533   | 13.033  | 39.691         | (81)        |
|                          | 662 | JANIK Gabriela      | 14.125  | 12.066  | 12.933   | 12.833  | 51.957         | (37)        |
|                          | 663 | FRANDOFERT Monika   |   | 11.833  | 12.033   | 12.900  | 36.766         | (83)        |
|                          | 664 | PLICHTA Paula       | 13.766  | 7.166   | 13.100   | 12.033  | 46.065         | (58)        |
|                          |     | <b>Total</b>        | <b>55.240</b> (9)   | <b>45.432</b> (13)  | <b>53.966</b> (9)  | <b>52.132</b> (11)  | <b>206.770</b> |             |
| <b>12 GRE - Greece</b>   |     |                     |   |   |  |   |                |             |
|                          | 598 | MILLOUSI Vasiliki   | 13.100  | 13.066  | 13.533   | 13.233  | 52.932         | (27)        |
|                          | 599 | BISMPIKOU Stefani   | 13.633  | 12.700  | 12.766   | 12.000  | 51.099         | (40)        |
|                          | 600 | ZAFEIRAKI Evgenia   | 13.600  | 12.133  | 11.900   | 12.833  | 50.466         | (41)        |
|                          | 601 | MITRAKOU Paschalina | 13.400  | 10.641  | 12.300   | 13.233  | 49.574         | (45)        |
|                          | 603 | SYRIGOU ANTONIOU A. | 13.858  | 11.666  |  |   | 25.524         | (96)        |
|                          | 746 | PITSIKALI Maria     |   |   | 12.200   | 11.300  | 23.500         | (99)        |
|                          |     | <b>Total</b>        | <b>54.491</b> (13)  | <b>49.565</b> (11)  | <b>50.799</b> (12)   | <b>51.299</b> (12)  | <b>206.154</b> |             |
| <b>13 BLR - Belarus</b>  |     |                     |   |   |  |   |                |             |
|                          | 522 | SOTNIKAVA Alina     | 13.933  | 10.833  | 12.166   | 13.433  | 50.365         | (42)        |
|                          | 523 | KHAANH Liliya       | 12.800  | 12.100  | 11.166   | 11.766  | 47.832         | (52)        |
|                          | 524 | VYSOTSKAYA Nadzeya  | 13.433  | 8.966   | 10.066   | 11.800  | 44.265         | (60)        |
|                          | 525 | MARACHKOUSKAYA N.   | 14.100  |   | 11.933   |   | 26.033         | (95)        |
|                          | 526 | MAKHAUTSOVA Volha   |   | 11.733  |  | 12.966  | 24.699         | (97)        |
|                          | 527 | ZAITSAVA Yauheniya  | 13.466  | 9.933   | 11.466   | 12.666  | 47.531         | (54)        |
|                          |     | <b>Total</b>        | <b>54.932</b> (10)  | <b>44.599</b> (14)  | <b>46.731</b> (15)   | <b>50.865</b> (13)  | <b>197.127</b> |             |
| <b>14 SLO - Slovenia</b> |     |                     |   |   |  |   |                |             |
|                          | 695 | KYSSELEF Tjasa      | 13.233  | 11.166  | 12.000   | 12.633  | 49.032         | (48)        |
|                          | 696 | KAMNIKAR Ivana      | 12.266  | 11.400  | 12.233   | 12.100  | 47.999         | (50)        |
|                          | 697 | NOVAK Fiona         | 13.100  | 11.800  | 12.666   | 12.400  | 49.966         | (44)        |
|                          | 734 | BELAK Teja          | 13.233  | 11.733  | 11.966   | 12.233  | 49.165         | (46)        |
|                          | 735 | HORVAT Carmen       |   | 10.200  | 11.033   |   | 21.233         | (102)       |
|                          |     | <b>Total</b>        | <b>51.832</b> (15)  | <b>46.099</b> (12)  | <b>48.865</b> (14)   | <b>49.366</b> (15)  | <b>196.162</b> |             |

TEAM RESULTS AFTER SUBDIVISION 6  
WOMEN'S QUALIFICATION

SUN 17 OCT 2010 - 20:00

| Rank                    | Bib | NOC Name           |  |  |  |  | Total          | Ind. Ran |
|-------------------------|-----|--------------------|---|---|--|---|----------------|----------|
| <b>15 ISR - Israel</b>  |     |                    |   |   |  |   |                |          |
|                         | 619 | COHEN Sapir Hana   | 12.300  | 7.333   | 11.300   | 11.900  | 42.833         | (69)     |
|                         | 620 | RABINOVITZ Roni    | 13.566  | 12.033  | 13.500   | 13.233  | 52.332         | (32)     |
|                         | 621 | KOREN Hadas        | 11.933  | 11.333  | 11.366   | 11.500  | 46.132         | (57)     |
|                         | 622 | MAKSIUTA Valeriia  | 14.100  | 12.066  | 12.816   | 13.100  | 52.082         | (36)     |
|                         |     | <b>Total</b>       | <u>51.899</u> (14)  | 42.765 (15)   | 48.982 (13)  | 49.733 (14)   | <b>193.379</b> |          |
| <b>16 DEN - Denmark</b> |     |                    |   |   |  |   |                |          |
|                         | 559 | LAURITSEN Michelle | 12.466  | 10.533  | 9.166  | <i>10.000</i>   | 42.165         | (71)     |
|                         | 560 | HULGAARD Mette     | 12.800  | 10.800  | 10.566   | 12.566  | 46.732         | (56)     |
|                         | 561 | ANDERSEN Laerke    | 13.066  | 9.633   | 9.100  | 11.733  | 43.532         | (65)     |
|                         | 562 | FURU Mia           | 12.733  | 9.133   | 10.500   | 11.800  | 44.166         | (62)     |
|                         | 563 | OFFERGAARD Miriam  | <i>12.400</i>   | 9.900   |  |   | 22.300         | (100)    |
|                         | 564 | JENSEN Louise      |   |   | 8.008  | 11.000  | 19.008         | (103)    |
|                         |     | <b>Total</b>       | <u>51.065</u> (16)  | 40.866 (16)   | 39.332 (16)  | 47.099 (16)   | <b>178.362</b> |          |

**Note:**  
Underlined totals indicate starting apparatus.  
*Italics* indicate the low (non-counting) score.

**Legend:**  
Ind. Individual      Q Qualified for Team Final

 Vault       Uneven Bars       Beam       Floor