













TEAM RESULTS AFTER SUBDIVISION 8 MEN'S QUALIFICATION

TUE 19 OCT 2010 - 20:00

Rank	Bib	NOC Name							Total	Ind. Ran
1 CHN - China										
	157	CHEN Yibing		14.066	15.966	16.000		13.633	59.665	(163)
	158	FENG Zhe	14.000			16.433	15.866	15.266	61.565	(159)
	159	TENG Haibin	14.200	14.783	14.166	15.866	15.633	14.533	89.181	(8)
	160	YAN Mingyong		14.633	15.700		15.000		45.333	(194)
	161	LU Bo	14.633	14.000	14.966	15.933	15.341	14.766	89.639	(2)
	162	ZHANG Chenglong	14.100	14.366		15.900	15.466	15.766	75.598	(106)
		Total	56.933 (8)	57.848 (5)	60.798 (2)	64.266 (2)	62.306 (1)	60.331 (3)	362.482	
2 JPN - Japan										
	272	UCHIMURA Kohei	14.966	15.133	15.400	16.333	15.366	15.033	92.231	(1)
	273	YAMAMURO Koji	11.100	13.700	15.633	16.300	15.000	14.966	86.699	(23)
	274	UEMATSU Koji	13.266	14.133	14.733	15.433	15.400	15.733	88.698	(11)
	275	TANAKA Kazuhito			15.000		15.066	14.700	44.766	(196)
	276	KOBAYASHI Kenya	14.133	13.833	15.433	14.933	15.175	14.633	88.140	(13)
	277	NAKASHIMA Tatsuki	14.466	15.166		15.333			44.965	(195)
		Total	56.831 (9)	58.265 (3)	61.466 (1)	63.399 (7)	61.007 (2)	60.432 (2)	361.400	
3 USA - United States										
	390	BROOKS Christopher	13.966	14.033		15.933	14.908	15.500	74.340	(113)
	391	CAMERON Christopher		14.333	13.866				28.199	(224)
	392	HORTON Jonathan	14.700	13.733	15.233	15.900	14.766	15.266	89.598	(3)
	393	LEGENDRE Steven	15.233	13.700	14.333	15.991	14.633	14.266	88.156	(12)
	394	LEYVA Danell	13.900	13.900	14.433	15.658	15.233	15.633	88.757	(10)
	395	WYNN Brandon	13.933		15.400	15.833	13.200	14.066	72.432	(125)
		Total	57.832 (5)	55.999 (10)	59.399 (4)	63.657 (5)	59.540 (3)	60.665 (1)	357.092	
4 GBR - Great Britain										
	215	THOMAS Kristian	14.500	14.275	14.366	15.800	14.033	14.866	87.840	(14)
	216	PURVIS Daniel	15.266	14.600	14.200	16.066	14.833	14.533	89.498	(4)
	217	HUNTER Samuel	14.800	14.708	14.366	15.900	14.650	14.666	89.090	(9)
	218	SEAGER Theo	14.808		14.700	15.933		14.466	59.907	(162)
	219	PANTELEYMONOV Ruslan	14.533	13.966	14.533	15.866	14.733	14.066	87.697	(16)
	220	SMITH Louis		15.300			14.266		29.566	(223)
		Total	59.407 (1)	58.883 (1)	57.965 (7)	63.765 (3)	58.482 (7)	58.531 (4)	357.033	







TEAM RESULTS AFTER SUBDIVISION 8
MEN'S QUALIFICATION

TUE 19 OCT 2010 - 20:00

Rank	Bib	NOC Name							Total	Ind. Ran
5 RUS - Russia										
	356	KHOROKHORDIN Sergey	14.400	14.566	14.900	15.700	15.175	14.500	89.241	(7)
	358	DEVYATOVSKIY Maxim	14.666	13.666	14.866	14.933	15.000	14.600	87.731	(15)
	359	BELYAVSKIY David	14.533	14.641	12.500	16.166	13.800	14.666	86.306	(26)
	360	GOLOTSUTSKOV Anton	14.033			16.550			30.583	(221)
	361	PAKHOMENKO Igor		14.466	14.166		14.100	14.333	57.065	(171)
	440	CHERKASOV Andrey	14.400	13.700	14.166	16.100	14.716	14.333	87.415	(17)
		Total	<u>57.999</u>	(3) 57.373	(8) 58.098	(6) 64.516	(1) 58.991	(4) 58.099	(7) 355.076	
6 KOR - Korea										
	284	YOO Won Chul	14.416	14.200	15.466	15.400	14.841	15.100	89.423	(5)
	285	KIM Jihoon	14.333	13.466				15.166	42.965	(202)
	286	SIN Seob	13.800	13.866	14.366	15.200	13.000	13.133	83.365	(54)
	288	KIM Soo Myun	14.400	14.325	13.966	16.000	14.733	13.366	86.790	(22)
	289	YANG Hak Seon	14.033		14.666	16.433	14.200		59.332	(165)
	434	HA Changju		15.000	13.933	15.633	14.300	13.833	72.699	(124)
		Total	<u>57.182</u>	(7) 57.391	(7) 58.464	(5) 63.466	(6) 58.074	(10) 57.465	(10) 352.042	
7 FRA - France										
	209	SABOT Hamilton	14.108	14.666	14.500	14.408	13.566	14.733	85.981	(31)
	210	TOMMASONE Cyril	14.066	15.500	14.000	15.166	14.233	14.450	87.415	(18)
	211	CARANOBÉ Benoit	12.200					14.166	26.366	(226)
	212	WILLIG Arnaud		14.233	14.533	15.200	14.700	14.400	73.066	(122)
	213	BOUHAIL Thomas	14.966	12.800		16.366	12.108		56.240	(174)
	214	DA SILVA Gael	14.766		14.200	15.700	14.566	14.866	74.098	(116)
		Total	<u>57.906</u>	(4) 57.199	(9) 57.233	(9) 62.432	(13) 57.065	(15) 58.449	(5) 350.284	
8 ROU - Romania										
	349	DRAGULESCU Marian	14.300			15.800		12.433	42.533	(205)
	350	KOCZI Flavius	15.000	14.966	14.700	16.166	14.833	13.733	89.398	(6)
	351	BUIDOSO Ovidiu	12.733	14.833	14.000	15.600	14.300	14.166	85.632	(34)
	352	BATAGA Cristian Ioan	14.333	14.341	14.366	14.233	14.266	13.733	85.272	(37)
	353	BUCUR Adrian	14.166	14.000	14.800		13.966	12.966	69.898	(131)
	354	BERBECAR M.		12.666		15.766	15.000		43.432	(198)
		Total	<u>57.799</u>	(6) 58.140	(4) 57.866	(8) 63.332	(8) 58.399	(8) 54.598	(18) 350.134	







TEAM RESULTS AFTER SUBDIVISION 8 MEN'S QUALIFICATION

TUE 19 OCT 2010 - 20:00

Rank	Bib	NOC Name							Total	Ind. Ran
9		ESP - Spain								
	197	CARBALLO Manuel	12.966	13.100	14.833	15.691	13.683	13.866	84.139	(47)
	198	MUNOZ Sergio	14.300	14.300	14.800	16.100	13.233	14.366	87.099	(20)
	199	SAN MIGUEL Ivan		13.566	15.400	16.100	14.000	14.200	73.266	(121)
	200	GOMEZ FUERTES Javier	14.666		14.733	15.800	14.866	12.966	73.031	(123)
	201	GONZALEZ Fabian	14.666	13.900			11.766	14.533	54.865	(180)
	202	BOTELLA PEREZ Isaac	14.866	10.016	14.600	15.733			55.215	(179)
		Total	58.498	(2)	54.866	(15)	59.766	(3)	63.733	(4)
									55.782	(19)
									56.965	(11)
									349.610	
10		CAN - Canada								
	150	SANDY Casey	14.166	14.300	13.866	15.533			57.865	(169)
	151	GAFUIK Nathan	14.100	13.500	13.833	15.966	14.700	14.133	86.232	(28)
	152	LYTWYN Kevin	13.733		14.600	15.933	14.433	14.833	73.532	(118)
	153	PAYNE Jackson	13.566	12.200	14.100		14.366	14.800	69.032	(137)
	154	LUKENCHUK Jayd	13.966	13.166	13.766	15.900	14.433	14.133	85.364	(36)
	155	IKEDA Kenneth		13.466		15.233	15.200	14.066	57.965	(167)
		Total	55.965	(13)	54.432	(17)	56.399	(13)	63.332	(8)
									58.766	(5)
									57.899	(8)
									346.793	
11		SUI - Switzerland								
	365	CAPELLI Claudio	14.033	13.266	13.900	15.991	15.241	13.266	85.697	(33)
	366	RAMSEIER Mark	13.133	12.433	14.300	14.466	14.266		68.598	(138)
	367	GISI Roman	13.666	14.100	13.933	15.700	14.100	14.566	86.065	(30)
	368	GROVES Daniel	12.800	14.066	13.566	15.600	14.100	14.400	84.532	(42)
	369	BRAEGGER Pablo	14.133		13.566	15.666		14.333	57.698	(170)
	370	BUCHER Pascal		14.100			14.333	14.500	42.933	(203)
		Total	54.965	(18)	55.532	(11)	55.699	(16)	62.957	(11)
									57.940	(11)
									57.799	(9)
									344.892	
12		BLR - Belarus								
	132	SAVITSKI Dzmitry	14.200	14.500	14.358	15.600	14.508	13.766	86.932	(21)
	133	TSAREVICH Aliaksandr		14.400			14.858	13.933	43.191	(200)
	134	KASPIAROVICH Dzmitry	13.966		14.433	16.333	14.733	14.033	73.498	(119)
	135	BYKAU Artsiom	12.933	12.400	14.000	15.200	14.416	13.766	82.715	(59)
	137	BULAUSKI Pavel	14.066	12.400	13.933	15.033		13.100	68.532	(139)
	422	DZIAMCHYKHIN A.	14.233	13.566	14.366	13.800	13.533		69.498	(134)
		Total	56.465	(11)	54.866	(15)	57.157	(10)	62.166	(14)
									58.515	(6)
									55.498	(14)
									344.667	







TEAM RESULTS AFTER SUBDIVISION 8 MEN'S QUALIFICATION

TUE 19 OCT 2010 - 20:00

Rank	Bib	NOC Name							Total	Ind. Ran
13 NED - Netherlands										
	307	WAMMES Jeffrey	14.700	12.933	14.400	16.400	12.300	15.166	85.899	(32)
	308	ZONDERLAND Epke		13.933			15.333	15.325	44.591	(197)
	309	DEURLOO Bart	14.233	12.600	13.666	15.866	14.500	14.133	84.998	(39)
	311	BLETTERMAN Michel	13.866	12.933	13.150	14.566	13.900	13.700	82.115	(64)
	312	BUTTER Arjen	13.933	11.733	14.291	15.166	13.400		68.523	(140)
	436	VAN MINDE Carlo	11.600		13.800	15.600		13.266	54.266	(183)
		Total	<u>56.732</u> (10)	52.399 (21)	56.157 (15)	63.032 (10)	57.133 (13)	58.324 (6)	343.777	
14 AUS - Australia										
	113	JEFFERIS Joshua	13.966	12.933	14.800	15.733	14.800	14.000	86.232	(27)
	114	OFFORD Samuel	13.833	11.966	14.800	15.433	14.133	13.900	84.065	(48)
	115	PICHLER Thomas	14.825		11.833	15.733	14.000	14.100	70.491	(129)
	116	SELLATHURAI P.		15.566	14.666				30.232	(222)
	117	WADSWORTH Luke	13.333	13.166		15.666	13.700	13.425	69.290	(135)
	118	WIWATOWSKI Luke	13.233	13.366	12.266	15.533	14.200	14.433	83.031	(57)
		Total	<u>55.957</u> (14)	55.031 (14)	56.532 (12)	62.665 (12)	57.133 (13)	56.433 (12)	343.751	
15 BRA - Brazil										
	138	BRENTANO RODRIGUES	13.833	14.100	12.966	15.316	14.100	14.100	84.415	(44)
	139	BARRETTO JUNIOR F.	12.900	13.766	13.100	15.200	13.700	14.066	82.732	(58)
	140	FOURO DA SILVA P.	13.733	13.866	12.566		14.366	13.766	68.297	(141)
	141	GONCALVES POLATO F.	11.966			15.566			27.532	(225)
	142	NOGUEIRA Danilo		13.566	14.400	14.800	13.908	14.066	70.740	(128)
	143	SASAKI JUNIOR Sergio	14.366	13.800	14.033	15.000	14.300	13.966	85.465	(35)
		Total	<u>54.832</u> (19)	55.532 (11)	54.499 (25)	61.082 (18)	56.674 (17)	56.198 (13)	338.817	
16 COL - Colombia										
	163	GIRALDO LOPEZ J.	13.600	13.666	14.733	15.333	14.866	14.133	86.331	(25)
	164	CALVO MORENO J.		12.000	12.466		12.433	13.333	50.232	(191)
	165	LUGO SICHACA D.	14.333	11.966	14.200	15.533	14.633	12.800	83.465	(53)
	166	BROCHERO GARY J.	13.600	13.600	12.633	15.275	13.900	12.133	81.141	(74)
	167	CASTELLANOS GARCIA	13.433		13.933		14.733	13.366	55.465	(178)
	168	PENA CASTIBLANCO J.	12.833	14.391		15.233			42.457	(206)
		Total	<u>54.966</u> (17)	53.657 (19)	55.499 (18)	61.374 (15)	58.132 (9)	53.632 (24)	337.260	







TEAM RESULTS AFTER SUBDIVISION 8 MEN'S QUALIFICATION

TUE 19 OCT 2010 - 20:00

Rank	Bib	NOC Name							Total	Ind. Ran
17 KAZ - Kazakhstan										
	278	GORBACHEV Stepan	14.166	13.733	13.733	15.583	12.766	13.066	83.047	(56)
	279	KORNEV Ilya		11.866	13.100		13.633	13.000	51.599	(190)
	280	KOZHAKOV Nurtas	12.766	13.066		14.541	13.133	13.500	67.006	(144)
	281	VALEIEV Ildar	14.066	14.033	14.600	14.566	15.366	13.800	86.431	(24)
	282	VALEIEV Stanislav	13.233		13.300	15.566			42.099	(208)
	283	YERIMBETOV Yernar	13.633	13.200	13.433	15.516	14.366	14.066	84.214	(45)
		Total	55.098 (15)	54.032 (18)	55.066 (20)	61.231 (16)	56.498 (18)	54.432 (20)	336.357	
18 HUN - Hungary										
	237	KALLAI Zoltan	12.300	14.633	13.500	14.500	13.600	13.266	81.799	(65)
	238	NYERS Csaba	13.466	12.300	13.566	14.900	13.366	13.600	81.198	(73)
	239	MIHOK Adam	13.666		13.400	15.300	13.733	13.733	69.832	(132)
	240	VLACSIL Attila	12.633	13.166	13.800	14.666	13.666	11.766	79.697	(85)
	241	HIDVEGI Vid	12.666	14.833	14.066	14.600	14.250	13.566	83.981	(50)
	242	BERKI Krisztian		15.900					15.900	(228)
		Total	52.431 (30)	58.532 (2)	54.932 (22)	59.466 (28)	55.249 (20)	54.165 (22)	334.275	
19 POR - Portugal										
	331	ALMEIDA CAMPOS M.	12.900	13.833	14.433	14.933	14.666	14.333	85.098	(38)
	332	PALMA SIMOES Gustavo	13.833	13.566	14.733	15.166	14.166	12.700	84.164	(46)
	333	ALMEIDA Simao	13.833	11.266	14.066	15.233	14.300	12.033	80.731	(77)
	334	LOY DA GRACA B.		13.366	12.900	14.516		13.966	54.748	(181)
	335	MARTINS Ricardo	12.933		13.033		13.833	13.266	53.065	(184)
	336	LOPES ROMERO Diogo	13.100	12.466		14.400	12.800		52.766	(186)
		Total	53.699 (25)	53.231 (20)	56.265 (14)	59.848 (27)	56.965 (16)	54.265 (21)	334.273	
20 GRE - Greece										
	228	LYMPANOVNOS Christos	13.633	12.733	13.600	15.358	14.100	13.800	83.224	(55)
	229	DOULKERIDIS Michail	10.800				14.033	12.900	37.733	(220)
	230	KAILIDIS Charalampos	13.033	13.466	13.433	14.633	13.016	13.900	81.481	(71)
	231	KOSMIDIS Eleftherios	15.466		14.133	15.466	13.366		58.431	(166)
	232	MARAS Vlasios		13.666		15.491		14.166	43.323	(199)
	429	KEKELOS Stavros	12.400	11.633	13.525	14.400	13.566	13.533	79.057	(90)
		Total	54.532 (20)	51.498 (25)	54.691 (24)	60.948 (19)	55.065 (22)	55.399 (15)	332.133	







TEAM RESULTS AFTER SUBDIVISION 8 MEN'S QUALIFICATION

TUE 19 OCT 2010 - 20:00

Rank	Bib	NOC Name							Total	Ind. Ran
21 POL - Poland										
	325	KULESZA Roman	13.633	13.241	13.966	15.500	14.933	14.866	86.139	(29)
	326	KIERZKOWSKI Adam		10.633	14.000		15.366	12.900	52.899	(185)
	327	LYSZCZARZ Marek	13.433	12.933	14.000	15.233			55.599	(176)
	328	LIS Przemyslaw	11.633		13.433	14.433	14.000	13.966	67.465	(143)
	329	HULBOJ Kamil	11.833	12.500		15.500	13.600	11.133	64.566	(155)
	330	LABUTIN Maciej	12.633	12.916	13.533	14.466	13.233	12.866	79.647	(86)
		Total	<u>51.532</u> (31)	51.590 (23)	55.499 (18)	60.699 (20)	57.899 (12)	54.598 (18)	331.817	
22 BUL - Bulgaria										
	144	IOVTCHEV Iordan	13.866		14.900		13.600		42.366	(207)
	145	YANEV Filip		13.233	14.033		13.833	14.441	55.540	(177)
	146	PENEV Eddie	15.066	11.900	13.666	16.200	12.433	12.900	82.165	(63)
	147	BATINKOV Aleksandar	14.233			15.600	14.100	13.933	57.866	(168)
	148	VOVK Yaroslav		11.291	13.600	14.333	13.700	11.766	64.690	(153)
	149	VALCHEV Velislav	13.166	10.833	13.983	14.500		13.633	66.115	(150)
		Total	<u>56.331</u> (12)	47.257 (33)	56.582 (11)	60.633 (21)	55.233 (21)	54.907 (16)	330.943	
23 MEX - Mexico										
	301	CERVANTES QUEZADA J.	13.400	13.366	12.766	15.166			54.698	(182)
	302	CORRAL BARRON Daniel		14.275	14.191		14.300		42.766	(204)
	303	LOPEZ VIANA Santiago	14.533	13.566	13.266	15.558	13.733	13.033	83.689	(52)
	304	MONREAL HERNANDEZ M.	13.800	13.466	14.133	13.900	13.533	12.700	81.532	(67)
	305	SOSA ABARCA Luis		13.766			13.166	13.733	40.665	(213)
	306	TORRES LAVEAGA Aldo	12.700		12.800	14.633	13.333	13.058	66.524	(147)
		Total	<u>54.433</u> (21)	55.073 (13)	54.390 (26)	59.257 (30)	54.899 (23)	52.524 (29)	330.576	
24 CRO - Croatia										
	169	UDE Filip	14.000	15.500	12.733	15.466	14.075	12.766	84.540	(41)
	170	SELIGMAN Robert		15.200					15.200	(233)
	171	BOROSA Filip	13.733	12.216	12.433	14.533	13.133	12.433	78.481	(94)
	172	MOZNIK Marijo						15.233	15.233	(232)
	173	BREZ Marko	13.333	13.700	13.333	14.533	12.933	13.700	81.532	(68)
	174	BARON Matija	13.366	13.300	12.766	14.366	11.733	12.900	78.431	(95)
		Total	<u>54.432</u> (22)	57.700 (6)	51.265 (34)	58.898 (33)	51.874 (32)	54.599 (17)	328.768	







TEAM RESULTS AFTER SUBDIVISION 8 MEN'S QUALIFICATION

TUE 19 OCT 2010 - 20:00

Rank	Bib	NOC Name							Total	Ind. Ran
25 NZL - New Zealand										
319	FIELD Brandon	12.908			11.233	14.833	12.966	11.866	63.806	(157)
320	HENNIN James		11.933	13.266	14.583	13.333	13.633	66.748	(145)	
321	HOLYOAKE Mark	13.766	13.533		15.200	13.566		56.065	(175)	
322	KOUDINOV Mikhail	14.133	13.033	13.833	13.300	12.541	12.966	79.806	(84)	
323	PALMER Matthew	13.433	11.533	13.966			12.700	51.632	(189)	
324	PENG Patrick	13.683	11.766	13.950	15.500	14.000	13.533	82.432	(61)	
Total			55.015 (16)	50.265 (28)	55.015 (21)	60.116 (25)	53.865 (27)	52.832 (26)	327.108	
26 ARG - Argentina										
106	MOLINARI Federico	13.866	12.900	14.833	15.083	14.366	13.383	84.431	(43)	
107	MARTINEZ ERAZUN O.	13.058	11.666	14.300	14.333	14.100	13.866	81.323	(72)	
108	CORDOBA Nicolas		11.700	13.433	14.466	12.933	13.566	66.098	(151)	
109	GOROSITO Mario	11.766						11.766	(238)	
110	LOMPIZANO J.	13.966	12.700	12.266	15.166	13.433	12.633	80.164	(80)	
111	BARRIONUEVO Martin	13.333	11.633	13.116	14.566	12.133	12.333	77.114	(99)	
Total			54.223 (24)	48.966 (31)	55.682 (17)	59.281 (29)	54.832 (24)	53.448 (25)	326.432	
27 VIE - Vietnam										
408	DANG Nam	12.666	11.600	13.166	14.533	10.966	12.266	75.197	(109)	
409	HA THANH Nguyen	13.800			16.133	13.600	12.733	56.266	(173)	
410	HOANG Cuong	12.300	11.333		14.833	13.333	13.200	64.999	(152)	
411	TRUONG Minh Sang	13.066	13.566	12.833	13.333	14.066	12.966	79.830	(83)	
412	TRUNG LINH Hau		12.333	12.200	15.633			40.166	(214)	
413	PHUOC HUNG Pham	13.550	13.000	13.666		13.700	13.733	67.649	(142)	
Total			53.082 (28)	50.499 (27)	51.865 (33)	61.132 (17)	54.699 (25)	52.632 (28)	323.909	
28 CZE - Czech Republic										
176	KONECNY Martin	13.766	13.733	13.933	15.091	13.266	13.966	83.755	(51)	
177	BOLTAR Michal	13.366	11.733	12.883	14.858	13.133	13.166	79.139	(88)	
178	SMEJKAL Petr	12.866	12.566	13.500	15.200	13.133	13.500	80.765	(76)	
180	BOMER Jiri		13.533			12.066	12.200	37.799	(219)	
181	PANSKY Jindrich	13.533	0.000	12.666	15.100			41.299	(211)	
426	VESELY Jiri	12.200		11.500	13.816	11.108	10.733	59.357	(164)	
Total			53.531 (27)	51.565 (24)	52.982 (29)	60.249 (22)	51.598 (33)	52.832 (26)	322.757	







TEAM RESULTS AFTER SUBDIVISION 8 MEN'S QUALIFICATION

TUE 19 OCT 2010 - 20:00

Rank	Bib	NOC Name							Total	Ind. Ran
29		IRI - I. R. Iran								
	249	ZEYGHAMI Younes	12.366	11.233			13.866	11.900	49.365	(193)
	250	KHENARINEZHAD Hadi	13.933	12.633	14.700	14.800	13.300	11.300	80.666	(78)
	251	IZADFAR Vahid		13.500	13.133	14.466			41.099	(212)
	252	KHODADADITIRKOLAEI	13.100		12.900	13.958	13.633	13.066	66.657	(146)
	253	RAMEZANPOUR Mohammad	13.533	13.800	12.400	14.533	13.200	11.533	78.999	(91)
	254	AZAMI Amir	13.033	10.733	14.066	14.600	12.466	12.166	77.064	(100)
		Total	53.599 (26)	51.166 (26)	54.799 (23)	58.399 (34)	53.999 (26)	48.665 (34)	320.627	
30		EGY - Egypt								
	189	SROUR Mohamed Sayed	12.933	11.233	13.741	15.300	13.300	11.566	78.073	(96)
	190	EL SAHARTY M.	13.666	12.933	13.533	15.666	13.433	13.200	82.431	(62)
	191	AHMED A.	13.500	11.933		14.516	13.366	13.066	66.381	(149)
	192	MOHAMED KHALED M.	12.866	11.391	13.300	14.766	12.966	11.866	77.155	(98)
	193	SHAHIN Islam Mohamed	12.866	13.600	12.833		12.900		52.199	(188)
	194	ADEL IBRAHIM Ahmed			12.666	14.400		12.633	39.699	(215)
		Total	52.965 (29)	49.857 (30)	53.407 (28)	60.248 (23)	53.065 (29)	50.765 (31)	320.307	
31		VEN - Venezuela								
	402	CARMONA Regulo	12.566		14.266	14.833			41.665	(210)
	403	FUENTES Jose Luis	12.200	14.641	13.233	15.125	14.400	14.466	84.065	(49)
	405	MANAMA CASTILLO J.	11.900	11.600	11.766	14.966	13.466	11.833	75.531	(108)
	406	PARRA MARANA Johny	12.000	12.833	10.566	14.600	12.600	12.966	75.565	(107)
	407	VELOZ PEREZ X.	12.300	12.900	13.033	15.100	13.033	12.633	78.999	(92)
		Total	49.066 (34)	51.974 (22)	52.298 (31)	60.024 (26)	53.499 (28)	51.898 (30)	318.759	
32		NOR - Norway								
	313	CONRADI Marcus	13.200	12.466	12.100	14.366	12.233	12.466	76.831	(103)
	314	FJELD Lars Jorgen	12.633	11.900	13.066	14.933			52.532	(187)
	315	HAAVERSTAD M.	12.008		12.733	14.533	13.233	13.933	66.440	(148)
	316	HANCHE-OLSEN Joachim	12.800	13.700	13.233	14.758	13.466	13.600	81.557	(66)
	317	JANSEN Espen Inge		10.000	12.900		13.366	13.100	49.366	(192)
	318	SKJERAHAUG Stian	12.300	11.866		14.866	12.400	13.066	64.498	(156)
		Total	50.933 (32)	49.932 (29)	51.932 (32)	59.090 (31)	52.465 (30)	53.699 (23)	318.051	
33		FIN - Finland								
	203	HARJU Jarkko	12.600	10.766		14.533	12.866	12.500	63.265	(158)
	204	KUUSELA Ilkka	12.533	13.108	12.733		12.766	13.433	64.573	(154)
	205	TUUHA Tomi	13.866		13.666	16.266	13.133		56.931	(172)
	206	VEKKI Sakari	14.033			13.800		11.700	39.533	(216)
	207	LEINONEN Markku		10.933	14.525	14.466	10.233	11.400	61.557	(160)
	208	NIVA Heikki	13.866	11.833	12.866	14.933	13.466	13.100	80.064	(81)
		Total	54.365 (23)	46.640 (34)	53.790 (27)	60.198 (24)	52.231 (31)	50.733 (32)	317.957	

TEAM RESULTS AFTER SUBDIVISION 8 MEN'S QUALIFICATION

TUE 19 OCT 2010 - 20:00

Rank	Bib	NOC Name							Total	Ind. Ran
34		DEN - Denmark								
	182	VAMMEN Helge	13.300	13.100		15.600			42.000	(209)
	183	WINDFELD - HELLSTEN	12.433	12.033	12.600	14.400	12.458	12.666	76.590	(104)
	184	PURGE Florin	<i>10.733</i>	11.233	13.166	14.433	12.200	12.783	74.548	(111)
	185	FUGLSIG Joao	11.966	11.666		<i>13.800</i>	12.733	10.100	60.265	(161)
	186	WINTHER Joachim	12.666	<i>10.300</i>	12.491	14.633	12.966	13.375	76.431	(105)
	187	HANSEN Mathias Lee			14.300				14.300	(236)
		Total	<u>50.365</u> (33)	48.032 (32)	52.557 (30)	59.066 (32)	50.357 (34)	48.924 (33)	309.301	
35		KUW - Kuwait								
	291	ALI Mohammad	12.266	9.066	10.533	13.633	12.033	11.600	69.131	(136)
	292	ABDULRADA Abdullah	12.700	10.533	9.066	13.716	12.033	11.666	69.714	(133)
	293	ALOTHMAN Naser	11.900	11.400	10.400	14.066	12.300	10.900	70.966	(127)
	294	ALSAFFAR Ali		10.433	11.433		11.133	10.066	43.065	(201)
		Total	36.866 (35)	41.432 (35)	41.432 (35)	41.415 (35)	47.499 (35)	<u>44.232</u> (35)	252.876	

Note:
Underlined totals indicate starting apparatus.
Italics indicate the low (non-counting) score.

Legend:

Ind. Individual

Q Qualified for Team Final



Floor



Pommel Horse



Rings



Vault



Parallel Bars



Horizontal Bar