

ALL-AROUND RESULTS AFTER SUBDIVISION 5 MEN'S QUALIFICATION

MON 18 OCT 2010 - 9:00

Rank	Bib	Name	NOC Code							Total
1	272	UCHIMURA Kohei	JPN	14.966	<u>15.133</u>	15.400	16.333	15.366	15.033	92.231
2	392	HORTON Jonathan	USA	14.700	13.733	15.233	15.900	14.766	<u>15.266</u>	89.598
3	216	PURVIS Daniel	GBR	15.266	14.600	14.200	<u>16.066</u>	14.833	14.533	89.498
4	284	YOO Won Chul	KOR	14.416	14.200	<u>15.466</u>	15.400	14.841	15.100	89.423
5	350	KOCZI Flavius	ROU	15.000	14.966	14.700	<u>16.166</u>	14.833	13.733	89.398
6	217	HUNTER Samuel	GBR	14.800	14.708	14.366	<u>15.900</u>	14.650	14.666	89.090
7	394	LEYVA Danell	USA	13.900	13.900	14.433	15.658	15.233	<u>15.633</u>	88.757
8	274	UEMATSU Koji	JPN	13.266	<u>14.133</u>	14.733	15.433	15.400	15.733	88.698
9	393	LEGENDRE Steven	USA	15.233	13.700	14.333	15.991	14.633	<u>14.266</u>	88.156
10	276	KOBAYASHI Kenya	JPN	14.133	<u>13.833</u>	15.433	14.933	15.175	14.633	88.140
11	215	THOMAS Kristian	GBR	14.500	14.275	14.366	<u>15.800</u>	14.033	14.866	87.840
12	219	PANTELEYMONOV Ruslan	GBR	14.533	13.966	14.533	<u>15.866</u>	14.733	14.066	87.697
13	210	TOMMASONE Cyril	FRA	14.066	15.500	14.000	15.166	14.233	<u>14.450</u>	87.415
14	198	MUNOZ Sergio	ESP	14.300	14.300	<u>14.800</u>	16.100	13.233	14.366	87.099
15	132	SAVITSKI Dzmityr	BLR	<u>14.200</u>	14.500	14.358	15.600	14.508	13.766	86.932
16	288	KIM Soo Myun	KOR	14.400	14.325	<u>13.966</u>	16.000	14.733	13.366	86.790
17	273	YAMAMURO Koji	JPN	11.100	<u>13.700</u>	15.633	16.300	15.000	14.966	86.699
18	281	VALEIEV Ildar	KAZ	14.066	14.033	<u>14.600</u>	14.566	15.366	13.800	86.431
19	163	GIRALDO LOPEZ J.	COL	<u>13.600</u>	13.666	14.733	15.333	14.866	14.133	86.331
20	113	JEFFERIS Joshua	AUS	13.966	<u>12.933</u>	14.800	15.733	14.800	14.000	86.232
21	151	GAFUIK Nathan	CAN	<u>14.100</u>	13.500	13.833	15.966	14.700	14.133	86.232
22	325	KULESZA Roman	POL	<u>13.633</u>	13.241	13.966	15.500	14.933	14.866	86.139
23	367	GISI Roman	SUI	13.666	14.100	13.933	<u>15.700</u>	14.100	14.566	86.065
24	209	SABOT Hamilton	FRA	14.108	14.666	14.500	14.408	13.566	<u>14.733</u>	85.981
25	307	WAMMES Jeffrey	NED	14.700	12.933	14.400	16.400	12.300	<u>15.166</u>	85.899
26	365	CAPELLI Claudio	SUI	14.033	13.266	13.900	<u>15.991</u>	15.241	13.266	85.697
27	351	BUIDOSO Ovidiu	ROU	12.733	14.833	14.000	<u>15.600</u>	14.300	14.166	85.632
28	154	LUKENCHUK Jayd	CAN	<u>13.966</u>	13.166	13.766	15.900	14.433	14.133	85.364
29	352	BATAGA Cristian Ioan	ROU	14.333	14.341	14.366	<u>14.233</u>	14.266	13.733	85.272
30	331	ALMEIDA CAMPOS M.	POR	12.900	13.833	14.433	14.933	<u>14.666</u>	14.333	85.098
31	309	DEURLOO Bart	NED	14.233	12.600	13.666	15.866	14.500	<u>14.133</u>	84.998
32	371	PIASECKY Samuel	SVK	13.433	12.800	13.366	<u>15.300</u>	15.366	14.666	84.931
33	169	UDE Filip	CRO	14.000	15.500	12.733	15.466	<u>14.075</u>	12.766	84.540
34	368	GROVES Daniel	SUI	12.800	14.066	13.566	<u>15.600</u>	14.100	14.400	84.532
35	283	YERIMBETOV Yernar	KAZ	13.633	13.200	<u>13.433</u>	15.516	14.366	14.066	84.214
36	332	PALMA SIMOES Gustavo	POR	13.833	13.566	14.733	15.166	<u>14.166</u>	12.700	84.164
37	197	CARBALLO Manuel	ESP	12.966	13.100	<u>14.833</u>	15.691	13.683	13.866	84.139
38	114	OFFORD Samuel	AUS	13.833	<u>11.966</u>	14.800	15.433	14.133	13.900	84.065
39	165	LUGO SICHACA D.	COL	<u>14.333</u>	11.966	14.200	15.533	14.633	12.800	83.465
40	286	SIN Seob	KOR	13.800	13.866	<u>14.366</u>	15.200	13.000	13.133	83.365
41	228	LYMPANOVNOS Christos	GRE	13.633	12.733	13.600	15.358	<u>14.100</u>	13.800	83.224
42	278	GORBACHEV Stepan	KAZ	14.166	13.733	<u>13.733</u>	15.583	12.766	13.066	83.047
43	118	WIWATOWSKI Luke	AUS	13.233	<u>13.366</u>	12.266	15.533	14.200	14.433	83.031
44	135	BYKAU Artsiom	BLR	<u>12.933</u>	12.400	14.000	15.200	14.416	13.766	82.715
45	324	PENG Patrick	NZL	13.683	<u>11.766</u>	13.950	15.500	14.000	13.533	82.432
46	190	EL SAHARTY M.	EGY	<u>13.666</u>	12.933	13.533	15.666	13.433	13.200	82.431
47	146	PENEV Eddie	BUL	15.066	11.900	<u>13.666</u>	16.200	12.433	12.900	82.165
48	311	BLETTERMAN Michel	NED	13.866	12.933	13.150	14.566	13.900	<u>13.700</u>	82.115



ALL-AROUND RESULTS AFTER SUBDIVISION 5 MEN'S QUALIFICATION

MON 18 OCT 2010 - 9:00

Rank	Bib	Name	NOC Code							Total
49	173	BREZ Marko	CRO	13.333	13.700	13.333	14.533	<u>12.933</u>	13.700	81.532
50	372	STENBERG Mans	SWE	14.200	10.833	13.800	<u>15.766</u>	13.600	13.300	81.499
51	297	TREFILOVS Dmitrijs	LAT	13.566	12.933	13.700	<u>13.633</u>	13.600	14.066	81.498
52	230	KAILIDIS Charalampos	GRE	13.033	13.466	13.433	14.633	<u>13.016</u>	13.900	81.481
53	166	BROCHERO GARY J.	COL	<u>13.600</u>	13.600	12.633	15.275	13.900	12.133	81.141
54	255	CARSON Luke	IRL	13.266	13.000	<u>13.500</u>	14.516	13.700	12.900	80.882
55	333	ALMEIDA Simao	POR	13.833	11.266	14.066	15.233	<u>14.300</u>	12.033	80.731
56	250	KHENARINEZHAD Hadi	IRI	13.933	<u>12.633</u>	14.700	14.800	13.300	11.300	80.666
57	208	NIVA Heikki	FIN	13.866	11.833	12.866	14.933	<u>13.466</u>	13.100	80.064
58	300	PALGEN Sascha	LUX	12.966	10.016	14.533	<u>14.933</u>	13.866	13.633	79.947
59	322	KOUDINOV Mikhail	NZL	14.133	<u>13.033</u>	13.833	13.300	12.541	12.966	79.806
60	330	LABUTIN Maciej	POL	<u>12.633</u>	12.916	13.533	14.466	13.233	12.866	79.647
61	374	CHOKPAOUMPAI Weena	THA	13.366	<u>11.566</u>	13.300	15.600	13.433	12.033	79.298
62	347	ALSADI Mahmood	QAT	12.600	12.700	13.100	14.833	13.333	<u>12.533</u>	79.099
63	429	KEKELOS Stavros	GRE	12.400	11.633	13.525	14.400	<u>13.566</u>	13.533	79.057
64	253	RAMEZANPOUR Mohammad	IRI	13.533	<u>13.800</u>	12.400	14.533	13.200	11.533	78.999
65	171	BOROSA Filip	CRO	13.733	12.216	12.433	14.533	<u>13.133</u>	12.433	78.481
66	174	BARON Matija	CRO	13.366	13.300	12.766	14.366	<u>11.733</u>	12.900	78.431
67	189	SROUR Mohamed Sayed	EGY	<u>12.933</u>	11.233	13.741	15.300	13.300	11.566	78.073
68	376	KAERPANYA Woranad	THA	12.766	<u>11.933</u>	11.666	15.566	13.000	12.333	77.264
69	192	MOHAMED KHALED M.	EGY	<u>12.866</u>	11.391	13.300	14.766	12.966	11.866	77.155
70	254	AZAMI Amir	IRI	13.033	<u>10.733</u>	14.066	14.600	12.466	12.166	77.064
71	375	KAERPANYA Rartchawat	THA	12.966	<u>11.866</u>	12.566	14.733	13.666	11.266	77.063
72	373	SIMONEN Toni	SWE	12.500	10.800	13.333	<u>15.333</u>	13.333	11.666	76.965
73	183	WINDFELD - HELLSTEN	DEN	12.433	12.033	12.600	14.400	12.458	<u>12.666</u>	76.590
74	186	WINTHER Joachim	DEN	12.666	10.300	12.491	14.633	12.966	<u>13.375</u>	76.431
75	257	O'DONNELL Anthony	IRL	13.141	10.133	<u>12.400</u>	14.433	12.408	12.583	75.098
76	184	PURGE Florin	DEN	10.733	11.233	13.166	14.433	12.200	<u>12.783</u>	74.548
77	188	DE LEON DE JESUS J.	DOM	12.500	9.933	11.966	<u>14.833</u>	12.133	13.100	74.465
78	390	BROOKS Christopher	USA	13.966	14.033		15.933	14.908	<u>15.500</u>	74.340
79	345	ALDAYANI Ahmed	QAT	10.233	11.500	12.500	13.266	13.466	<u>13.333</u>	74.298
80	214	DA SILVA Gael	FRA	14.766		14.200	15.700	14.566	<u>14.866</u>	74.098
81	152	LYTWHY Kevin	CAN	<u>13.733</u>		14.600	15.933	14.433	14.833	73.532
82	134	KASPIAROVICH Dzmitry	BLR	<u>13.966</u>		14.433	16.333	14.733	14.033	73.498
83	199	SAN MIGUEL Iván	ESP		13.566	<u>15.400</u>	16.100	14.000	14.200	73.266
84	212	WILLIG Arnaud	FRA		14.233	14.533	15.200	14.700	<u>14.400</u>	73.066
85	200	GOMEZ FUERTES Javier	ESP	14.666		<u>14.733</u>	15.800	14.866	12.966	73.031
86	434	HA Changju	KOR		15.000	13.933	15.633	14.300	13.833	72.699
87	395	WYNN Brandon	USA	13.933		15.400	15.833	13.200	<u>14.066</u>	72.432
88	115	PICHLER Thomas	AUS	14.825		11.833	15.733	14.000	14.100	70.491
89	353	BUCUR Adrian	ROU	14.166	14.000	14.800		13.966	12.966	69.898
90	422	DZIAMCHYKHIN A.	BLR	<u>14.233</u>	13.566	14.366	13.800	13.533		69.498
91	117	WADSWORTH Luke	AUS	13.333	<u>13.166</u>		15.666	13.700	13.425	69.290
92	153	PAYNE Jackson	CAN	<u>13.566</u>	12.200	14.100		14.366	14.800	69.032
93	366	RAMSEIER Mark	SUI	13.133	12.433	14.300	<u>14.466</u>	14.266		68.598
94	137	BULAUSKI Pavel	BLR	<u>14.066</u>	12.400	13.933	15.033		13.100	68.532
95	312	BUTTER Arjen	NED	13.933	11.733	14.291	15.166	13.400		68.523
96	328	LIS Przemyslaw	POL	<u>11.633</u>		13.433	14.433	14.000	13.966	67.465







ALL-AROUND RESULTS AFTER SUBDIVISION 5 MEN'S QUALIFICATION

MON 18 OCT 2010 - 9:00







Rank	Bib	Name	NOC Code							Total
97	280	KOZHAKOV Nurtas	KAZ	12.766	13.066		14.541	13.133	13.500	67.006
98	320	HENNIN James	NZL		<u>11.933</u>	13.266	14.583	13.333	13.633	66.748
99	252	KHODADADITIRKOLAEI	IRI	13.100		12.900	13.958	13.633	13.066	66.657
100	191	AHMED A.	EGY	<u>13.500</u>	11.933		14.516	13.366	13.066	66.381
101	149	VALCHEV Velislav	BUL	13.166	10.833	<u>13.983</u>	14.500		13.633	66.115
102	148	VOVK Yaroslav	BUL		11.291	<u>13.600</u>	14.333	13.700	11.766	64.690
103	204	KUUSELA Ilkka	FIN	12.533	13.108	12.733		<u>12.766</u>	13.433	64.573
104	329	HULBOJ Kamil	POL	<u>11.833</u>	12.500		15.500	13.600	11.133	64.566
105	319	FIELD Brandon	NZL	12.908		11.233	14.833	12.966	11.866	63.806
106	203	HARJU Jarkko	FIN	12.600	10.766		14.533	<u>12.866</u>	12.500	63.265
107	207	LEINONEN Markku	FIN		10.933	14.525	14.466	<u>10.233</u>	11.400	61.557
108	185	FUGLSIG Joao	DEN	11.966	11.666		13.800	12.733	<u>10.100</u>	60.265
109	218	SEAGER Theo	GBR	14.808		14.700	<u>15.933</u>		14.466	59.907
110	289	YANG Hak Seon	KOR	14.033		<u>14.666</u>	16.433	14.200		59.332
111	231	KOSMIDIS Eleftherios	GRE	15.466		14.133	15.466	<u>13.366</u>		58.431
112	155	IKEDA Kenneth	CAN		13.466		15.233	15.200	14.066	57.965
113	147	BATINKOV Aleksandar	BUL	14.233			15.600	14.100	13.933	57.866
114	150	SANDY Casey	CAN	<u>14.166</u>	14.300	13.866	15.533			57.865
115	369	BRAEGGER Pablo	SUI	14.133		13.566	<u>15.666</u>		14.333	57.698
116	205	TUUHA Tomi	FIN	13.866		13.666	16.266	<u>13.133</u>		56.931
117	213	BOUHAIL Thomas	FRA	14.966	12.800		16.366	12.108		56.240
118	321	HOLYOAKE Mark	NZL	13.766	<u>13.533</u>		15.200	13.566		56.065
119	327	LYSZCZARZ Marek	POL	<u>13.433</u>	12.933	14.000	15.233			55.599
120	145	YANEV Filip	BUL		13.233	<u>14.033</u>		13.833	14.441	55.540
121	167	CASTELLANOS GARCIA	COL	<u>13.433</u>		13.933		14.733	13.366	55.465
122	202	BOTELLA PEREZ Isaac	ESP	14.866	10.016	<u>14.600</u>	15.733			55.215
123	201	GONZALEZ Fabian	ESP	14.666	13.900			11.766	14.533	54.865
124	334	LOY DA GRACA B.	POR		13.366	12.900	14.516		13.966	54.748
125	436	VAN MINDE Carlo	NED	11.600		13.800	15.600		<u>13.266</u>	54.266
126	335	MARTINS Ricardo	POR	12.933		13.033		<u>13.833</u>	13.266	53.065
127	326	KIERZKOWSKI Adam	POL		10.633	14.000		15.366	12.900	52.899
128	336	LOPES ROMERO Diogo	POR	13.100	12.466		14.400	<u>12.800</u>		52.766
129	193	SHAHIN Islam Mohamed	EGY	<u>12.866</u>	13.600	12.833		12.900		52.199
130	323	PALMER Matthew	NZL	13.433	<u>11.533</u>	13.966			12.700	51.632
131	279	KORNEV Ilya	KAZ		11.866	<u>13.100</u>		13.633	13.000	51.599
132	164	CALVO MORENO J.	COL		12.000	12.466		12.433	13.333	50.232
133	249	ZEYGHAMI Younes	IRI	12.366	<u>11.233</u>			13.866	11.900	49.365
134	277	NAKASHIMA Tatsuki	JPN	14.466	<u>15.166</u>		15.333			44.965
135	275	TANAKA Kazuhito	JPN			15.000		15.066	14.700	44.766
136	308	ZONDERLAND Epke	NED		13.933			15.333	<u>15.325</u>	44.591
137	354	BERBECAR M.	ROU		12.666		<u>15.766</u>	15.000		43.432
138	232	MARAS Vlasios	GRE		13.666		15.491		14.166	43.323
139	133	TSAREVICH Aliaksandr	BLR		14.400			14.858	13.933	43.191
140	285	KIM Jihoon	KOR	14.333	13.466				15.166	42.965
141	370	BUCHER Pascal	SUI		14.100			14.333	14.500	42.933
142	349	DRAGULESCU Marian	ROU	14.300			<u>15.800</u>		12.433	42.533
143	168	PENA CASTIBLANCO J.	COL	<u>12.833</u>	14.391		15.233			42.457
144	144	IOVTCHEV Jordan	BUL	13.866		<u>14.900</u>		13.600		42.366

ALL-AROUND RESULTS AFTER SUBDIVISION 5 MEN'S QUALIFICATION

MON 18 OCT 2010 - 9:00

Rank	Bib	Name	NOC Code							Total
145	282	VALEIEV Stanislav	KAZ	13.233		<u>13.300</u>	15.566			42.099
146	182	VAMMEN Helge	DEN	13.300	13.100		15.600			42.000
147	251	IZADFAR Vahid	IRI		<u>13.500</u>	13.133	14.466			41.099
148	194	ADEL IBRAHIM Ahmed	EGY			12.666	14.400		12.633	39.699
149	206	VEKKI Sakari	FIN	14.033			13.800		11.700	39.533
150	414	AL-HARAZI N.	YEM	11.633	12.166		<u>15.266</u>			39.065
151	256	BEHAN Kieran	IRL			<u>13.333</u>		13.033	11.500	37.866
152	229	DOULKERIDIS Michail	GRE	10.800				<u>14.033</u>	12.900	37.733
153	116	SELLATHURAI P.	AUS		<u>15.566</u>	14.666				30.232
154	220	SMITH Louis	GBR		15.300			14.266		29.566
155	391	CAMERON Christopher	USA		14.333	13.866				28.199
156	211	CARANOBE Benoit	FRA	12.200					<u>14.166</u>	26.366
157	172	MOZNIK Marijo	CRO						15.233	15.233
158	170	SELIGMAN Robert	CRO		15.200					15.200
159	296	SAPRONENKO Jevgenijs	LAT				<u>14.633</u>			14.633
160	187	HANSEN Mathias Lee	DEN			14.300				14.300

Note:
Underlined totals indicates starting apparatus

Legend:
 Q Qualified for All-Around Final R Reserve for All-Around Final
 Floor
  Pommel Horse
  Rings
  Vault
  Parallel Bars
  Horizontal Bar