













TEAM RESULTS AFTER SUBDIVISION 4 MEN'S QUALIFICATION

TUE 19 OCT 2010 - 20:00

Rank	Bib	NOC Name							Total	Ind. Ran					
1 JPN - Japan															
	272	UCHIMURA Kohei	14.966	15.133	15.400	16.333	15.366	15.033	92.231	(1)					
	273	YAMAMURO Koji	11.100	13.700	15.633	16.300	15.000	14.966	86.699	(13)					
	274	UEMATSU Koji	13.266	14.133	14.733	15.433	15.400	15.733	88.698	(6)					
	275	TANAKA Kazuhito			15.000		15.066	14.700	44.766	(107)					
	276	KOBAYASHI Kenya	14.133	13.833	15.433	14.933	15.175	14.633	88.140	(7)					
	277	NAKASHIMA Tatsuki	14.466	15.166		15.333			44.965	(106)					
		Total	56.831	(6)	58.265	(2)	61.466	(1)	63.399	(4)	61.007	(1)	60.432	(1)	361.400
2 GBR - Great Britain															
	215	THOMAS Kristian	14.500	14.275	14.366	15.800	14.033	14.866	87.840	(8)					
	216	PURVIS Daniel	15.266	14.600	14.200	16.066	14.833	14.533	89.498	(2)					
	217	HUNTER Samuel	14.800	14.708	14.366	15.900	14.650	14.666	89.090	(5)					
	218	SEAGER Theo	14.808		14.700	15.933		14.466	59.907	(86)					
	219	PANTELEYMONOV Ruslan	14.533	13.966	14.533	15.866	14.733	14.066	87.697	(9)					
	220	SMITH Louis		15.300			14.266		29.566	(122)					
		Total	59.407	(1)	58.883	(1)	57.965	(4)	63.765	(1)	58.482	(3)	58.531	(2)	357.033
3 KOR - Korea															
	284	YOO Won Chul	14.416	14.200	15.466	15.400	14.841	15.100	89.423	(3)					
	285	KIM Jihoon	14.333	13.466				15.166	42.965	(111)					
	286	SIN Seob	13.800	13.866	14.366	15.200	13.000	13.133	83.365	(31)					
	288	KIM Soo Myun	14.400	14.325	13.966	16.000	14.733	13.366	86.790	(12)					
	289	YANG Hak Seon	14.033		14.666	16.433	14.200		59.332	(87)					
	434	HA Changju		15.000	13.933	15.633	14.300	13.833	72.699	(70)					
		Total	57.182	(5)	57.391	(5)	58.464	(3)	63.466	(3)	58.074	(6)	57.465	(7)	352.042
4 FRA - France															
	209	SABOT Hamilton	14.108	14.666	14.500	14.408	13.566	14.733	85.981	(19)					
	210	TOMMASONE Cyril	14.066	15.500	14.000	15.166	14.233	14.450	87.415	(10)					
	211	CARANOBE Benoit	12.200					14.166	26.366	(123)					
	212	WILLIG Arnaud		14.233	14.533	15.200	14.700	14.400	73.066	(68)					
	213	BOUHAIL Thomas	14.966	12.800		16.366	12.108		56.240	(93)					
	214	DA SILVA Gael	14.766		14.200	15.700	14.566	14.866	74.098	(65)					
		Total	57.906	(3)	57.199	(6)	57.233	(6)	62.432	(9)	57.065	(10)	58.449	(3)	350.284







TEAM RESULTS AFTER SUBDIVISION 4 MEN'S QUALIFICATION

TUE 19 OCT 2010 - 20:00

Rank	Bib	NOC Name							Total	Ind. Ran
5 ROU - Romania										
	349	DRAGULESCU Marian	14.300			15.800		12.433	42.533	(113)
	350	KOCZI Flavius	15.000	14.966	14.700	16.166	14.833	13.733	89.398	(4)
	351	BUIDOSO Ovidiu	12.733	14.833	14.000	15.600	14.300	14.166	85.632	(22)
	352	BATAGA Cristian Ioan	14.333	14.341	14.366	14.233	14.266	13.733	85.272	(24)
	353	BUCUR Adrian	14.166	14.000	14.800		13.966	12.966	69.898	(71)
	354	BERBECAR M.		12.666		15.766	15.000		43.432	(109)
		Total	<u>57.799</u>	(4) 58.140 (3)	57.866 (5)	63.332 (5)	58.399 (4)	54.598 (11)	350.134	
6 ESP - Spain										
	197	CARBALLO Manuel	12.966	13.100	14.833	15.691	13.683	13.866	84.139	(29)
	198	MUNOZ Sergio	14.300	14.300	14.800	16.100	13.233	14.366	87.099	(11)
	199	SAN MIGUEL Ivan		13.566	15.400	16.100	14.000	14.200	73.266	(67)
	200	GOMEZ FUERTES Javier	14.666		14.733	15.800	14.866	12.966	73.031	(69)
	201	GONZALEZ Fabian	14.666	13.900			11.766	14.533	54.865	(98)
	202	BOTELLA PEREZ Isaac	14.866	10.016	14.600	15.733			55.215	(97)
		Total	<u>58.498</u>	(2) 54.866 (8)	59.766 (2)	63.733 (2)	55.782 (12)	56.965 (8)	349.610	
7 CAN - Canada										
	150	SANDY Casey	14.166	14.300	13.866	15.533			57.865	(90)
	151	GAFUIK Nathan	14.100	13.500	13.833	15.966	14.700	14.133	86.232	(16)
	152	LYTWYN Kevin	13.733		14.600	15.933	14.433	14.833	73.532	(66)
	153	PAYNE Jackson	13.566	12.200	14.100		14.366	14.800	69.032	(72)
	154	LUKENCHUK Jayd	13.966	13.166	13.766	15.900	14.433	14.133	85.364	(23)
	155	IKEDA Kenneth		13.466		15.233	15.200	14.066	57.965	(89)
		Total	<u>55.965</u>	(8) 54.432 (9)	56.399 (7)	63.332 (5)	58.766 (2)	57.899 (5)	346.793	
8 SUI - Switzerland										
	365	CAPELLI Claudio	14.033	13.266	13.900	15.991	15.241	13.266	85.697	(21)
	366	RAMSEIER Mark	13.133	12.433	14.300	14.466	14.266		68.598	(73)
	367	GISI Roman	13.666	14.100	13.933	15.700	14.100	14.566	86.065	(18)
	368	GROVES Daniel	12.800	14.066	13.566	15.600	14.100	14.400	84.532	(27)
	369	BRAEGGER Pablo	14.133		13.566	15.666		14.333	57.698	(91)
	370	BUCHER Pascal		14.100			14.333	14.500	42.933	(112)
		Total	<u>54.965</u>	(12) 55.532 (7)	55.699 (9)	62.957 (8)	57.940 (7)	57.799 (6)	344.892	







TEAM RESULTS AFTER SUBDIVISION 4 MEN'S QUALIFICATION

TUE 19 OCT 2010 - 20:00

Rank	Bib	NOC Name							Total	Ind. Ran					
9 NED - Netherlands															
	307	WAMMES Jeffrey	14.700	12.933	14.400	16.400	12.300	15.166	85.899	(20)					
	308	ZONDERLAND Epke		13.933			15.333	15.325	44.591	(108)					
	309	DEURLOO Bart	14.233	12.600	13.666	15.866	14.500	14.133	84.998	(25)					
	311	BLETTERMAN Michel	13.866	12.933	13.150	14.566	13.900	13.700	82.115	(36)					
	312	BUTTER Arjen	13.933	11.733	14.291	15.166	13.400		68.523	(74)					
	436	VAN MINDE Carlo	11.600		13.800	15.600		13.266	54.266	(99)					
		Total	56.732	(7)	52.399	(12)	56.157	(8)	63.032	(7)	57.133	(9)	58.324	(4)	343.777
10 COL - Colombia															
	163	GIRALDO LOPEZ J.	13.600	13.666	14.733	15.333	14.866	14.133	86.331	(15)					
	164	CALVO MORENO J.		12.000	12.466		12.433	13.333	50.232	(104)					
	165	LUGO SICHACA D.	14.333	11.966	14.200	15.533	14.633	12.800	83.465	(30)					
	166	BROCHERO GARY J.	13.600	13.600	12.633	15.275	13.900	12.133	81.141	(40)					
	167	CASTELLANOS GARCIA	13.433		13.933		14.733	13.366	55.465	(96)					
	168	PENA CASTIBLANCO J.	12.833	14.391		15.233			42.457	(114)					
		Total	54.966	(11)	53.657	(11)	55.499	(10)	61.374	(10)	58.132	(5)	53.632	(14)	337.260
11 KAZ - Kazakhstan															
	278	GORBACHEV Stepan	14.166	13.733	13.733	15.583	12.766	13.066	83.047	(33)					
	279	KORNEV Ilya		11.866	13.100		13.633	13.000	51.599	(103)					
	280	KOZHAKOV Nurtas	12.766	13.066		14.541	13.133	13.500	67.006	(76)					
	281	VALEIEV Ildar	14.066	14.033	14.600	14.566	15.366	13.800	86.431	(14)					
	282	VALEIEV Stanislav	13.233		13.300	15.566			42.099	(115)					
	283	YERIMBETOV Yernar	13.633	13.200	13.433	15.516	14.366	14.066	84.214	(28)					
		Total	55.098	(9)	54.032	(10)	55.066	(12)	61.231	(11)	56.498	(11)	54.432	(13)	336.357
12 GRE - Greece															
	228	LYMPANOVNOS Christos	13.633	12.733	13.600	15.358	14.100	13.800	83.224	(32)					
	229	DOULKERIDIS Michail	10.800				14.033	12.900	37.733	(121)					
	230	KAILIDIS Charalampos	13.033	13.466	13.433	14.633	13.016	13.900	81.481	(39)					
	231	KOSMIDIS Eleftherios	15.466		14.133	15.466	13.366		58.431	(88)					
	232	MARAS Vlasios		13.666		15.491		14.166	43.323	(110)					
	429	KEKELOS Stavros	12.400	11.633	13.525	14.400	13.566	13.533	79.057	(49)					
		Total	54.532	(13)	51.498	(14)	54.691	(15)	60.948	(12)	55.065	(13)	55.399	(9)	332.133







TEAM RESULTS AFTER SUBDIVISION 4 MEN'S QUALIFICATION

TUE 19 OCT 2010 - 20:00

Rank	Bib	NOC Name							Total	Ind. Ran
13 POL - Poland										
	325	KULESZA Roman	13.633	13.241	13.966	15.500	14.933	14.866	86.139	(17)
	326	KIERZKOWSKI Adam		10.633	14.000		15.366	12.900	52.899	(100)
	327	LYSZCZARZ Marek	13.433	12.933	14.000	15.233			55.599	(95)
	328	LIS Przemyslaw	11.633		13.433	14.433	14.000	13.966	67.465	(75)
	329	HULBOJ Kamil	11.833	12.500		15.500	13.600	11.133	64.566	(81)
	330	LABUTIN Maciej	12.633	12.916	13.533	14.466	13.233	12.866	79.647	(46)
		Total	51.532 (18)	51.590 (13)	55.499 (10)	60.699 (13)	57.899 (8)	54.598 (11)	331.817	
14 CRO - Croatia										
	169	UDE Filip	14.000	15.500	12.733	15.466	14.075	12.766	84.540	(26)
	170	SELIGMAN Robert		15.200					15.200	(125)
	171	BOROSA Filip	13.733	12.216	12.433	14.533	13.133	12.433	78.481	(51)
	172	MOZNIK Marijo						15.233	15.233	(124)
	173	BREZ Marko	13.333	13.700	13.333	14.533	12.933	13.700	81.532	(37)
	174	BARON Matija	13.366	13.300	12.766	14.366	11.733	12.900	78.431	(52)
		Total	54.432 (14)	57.700 (4)	51.265 (19)	58.898 (18)	51.874 (18)	54.599 (10)	328.768	
15 NZL - New Zealand										
	319	FIELD Brandon	12.908		11.233	14.833	12.966	11.866	63.806	(82)
	320	HENNIN James		11.933	13.266	14.583	13.333	13.633	66.748	(77)
	321	HOLYOAKE Mark	13.766	13.533		15.200	13.566		56.065	(94)
	322	KOUDINOV Mikhail	14.133	13.033	13.833	13.300	12.541	12.966	79.806	(45)
	323	PALMER Matthew	13.433	11.533	13.966			12.700	51.632	(102)
	324	PENG Patrick	13.683	11.766	13.950	15.500	14.000	13.533	82.432	(34)
		Total	55.015 (10)	50.265 (16)	55.015 (13)	60.116 (16)	53.865 (15)	52.832 (15)	327.108	
16 IRI - I. R. Iran										
	249	ZEYGHAMI Younes	12.366	11.233			13.866	11.900	49.365	(105)
	250	KHENARINEZHAD Hadi	13.933	12.633	14.700	14.800	13.300	11.300	80.666	(42)
	251	IZADFAR Vahid		13.500	13.133	14.466			41.099	(117)
	252	KHODADADITIRKOLAEI	13.100		12.900	13.958	13.633	13.066	66.657	(78)
	253	RAMEZANPOUR Mohammad	13.533	13.800	12.400	14.533	13.200	11.533	78.999	(50)
	254	AZAMI Amir	13.033	10.733	14.066	14.600	12.466	12.166	77.064	(56)
		Total	53.599 (16)	51.166 (15)	54.799 (14)	58.399 (19)	53.999 (14)	48.665 (19)	320.627	

TEAM RESULTS AFTER SUBDIVISION 4 MEN'S QUALIFICATION

TUE 19 OCT 2010 - 20:00

Rank	Bib	NOC Name							Total	Ind. Ran
17 EGY - Egypt										
189		SROUR Mohamed Sayed	12.933	11.233	13.741	15.300	13.300	11.566	78.073	(53)
190		EL SAHARTY M.	13.666	12.933	13.533	15.666	13.433	13.200	82.431	(35)
191		AHMED A.	13.500	11.933		14.516	13.366	13.066	66.381	(79)
192		MOHAMED KHALED M.	12.866	11.391	13.300	14.766	12.966	11.866	77.155	(55)
193		SHAHIN Islam Mohamed	12.866	13.600	12.833		12.900		52.199	(101)
194		ADEL IBRAHIM Ahmed			12.666	14.400		12.633	39.699	(118)
Total			<u>52.965</u> (17)	49.857 (17)	53.407 (17)	60.248 (14)	53.065 (16)	50.765 (16)	320.307	
18 FIN - Finland										
203		HARJU Jarkko	12.600	10.766		14.533	12.866	12.500	63.265	(83)
204		KUUSELA Ilkka	12.533	13.108	12.733		12.766	13.433	64.573	(80)
205		TUUHA Tomi	13.866		13.666	16.266	13.133		56.931	(92)
206		VEKKI Sakari	14.033			13.800		11.700	39.533	(119)
207		LEINONEN Markku		10.933	14.525	14.466	10.233	11.400	61.557	(84)
208		NIVA Heikki	13.866	11.833	12.866	14.933	13.466	13.100	80.064	(43)
Total			<u>54.365</u> (15)	46.640 (19)	53.790 (16)	60.198 (15)	52.231 (17)	50.733 (17)	317.957	
19 DEN - Denmark										
182		VAMMEN Helge	13.300	13.100		15.600			42.000	(116)
183		WINDFELD - HELLSTEN	12.433	12.033	12.600	14.400	12.458	12.666	76.590	(59)
184		PURGE Florin	10.733	11.233	13.166	14.433	12.200	12.783	74.548	(62)
185		FUGLSIG Joao	11.966	11.666		13.800	12.733	10.100	60.265	(85)
186		WINTHER Joachim	12.666	10.300	12.491	14.633	12.966	13.375	76.431	(60)
187		HANSEN Mathias Lee			14.300				14.300	(126)
Total			<u>50.365</u> (19)	48.032 (18)	52.557 (18)	59.066 (17)	50.357 (19)	48.924 (18)	309.301	

Note:
Underlined totals indicate starting apparatus.
Italics indicate the low (non-counting) score.

Legend:
Ind. Individual Q Qualified for Team Final

 Floor  Pommel Horse  Rings  Vault  Parallel Bars  Horizontal Bar