













TEAM RESULTS AFTER SUBDIVISION 2 MEN'S QUALIFICATION

TUE 19 OCT 2010 - 20:00

Rank	Bib	NOC Name							Total	Ind. Ran					
1 JPN - Japan															
	272	UCHIMURA Kohei	14.966	15.133	15.400	16.333	15.366	15.033	92.231	(1)					
	273	YAMAMURO Koji	11.100	13.700	15.633	16.300	15.000	14.966	86.699	(9)					
	274	UEMATSU Koji	13.266	14.133	14.733	15.433	15.400	15.733	88.698	(4)					
	275	TANAKA Kazuhito			15.000		15.066	14.700	44.766	(55)					
	276	KOBAYASHI Kenya	14.133	13.833	15.433	14.933	15.175	14.633	88.140	(5)					
	277	NAKASHIMA Tatsuki	14.466	15.166		15.333			44.965	(54)					
		Total	56.831	(5)	58.265	(1)	61.466	(1)	63.399	(3)	61.007	(1)	60.432	(1)	361.400
2 KOR - Korea															
	284	YOO Won Chul	14.416	14.200	15.466	15.400	14.841	15.100	89.423	(2)					
	285	KIM Jihoon	14.333	13.466				15.166	42.965	(57)					
	286	SIN Seob	13.800	13.866	14.366	15.200	13.000	13.133	83.365	(16)					
	288	KIM Soo Myun	14.400	14.325	13.966	16.000	14.733	13.366	86.790	(8)					
	289	YANG Hak Seon	14.033		14.666	16.433	14.200		59.332	(44)					
	434	HA Changju		15.000	13.933	15.633	14.300	13.833	72.699	(35)					
		Total	57.182	(4)	57.391	(3)	58.464	(3)	63.466	(2)	58.074	(4)	57.465	(3)	352.042
3 FRA - France															
	209	SABOT Hamilton	14.108	14.666	14.500	14.408	13.566	14.733	85.981	(11)					
	210	TOMMASONE Cyril	14.066	15.500	14.000	15.166	14.233	14.450	87.415	(6)					
	211	CARANOBÉ Benoit	12.200					14.166	26.366	(63)					
	212	WILLIG Arnaud		14.233	14.533	15.200	14.700	14.400	73.066	(33)					
	213	BOUHAIL Thomas	14.966	12.800		16.366	12.108		56.240	(46)					
	214	DA SILVA Gael	14.766		14.200	15.700	14.566	14.866	74.098	(31)					
		Total	57.906	(2)	57.199	(4)	57.233	(5)	62.432	(5)	57.065	(5)	58.449	(2)	350.284
4 ROU - Romania															
	349	DRAGULESCU Marian	14.300			15.800		12.433	42.533	(58)					
	350	KOCZI Flavius	15.000	14.966	14.700	16.166	14.833	13.733	89.398	(3)					
	351	BUIDOSO Ovidiu	12.733	14.833	14.000	15.600	14.300	14.166	85.632	(12)					
	352	BATAGA Cristian Ioan	14.333	14.341	14.366	14.233	14.266	13.733	85.272	(13)					
	353	BUCUR Adrian	14.166	14.000	14.800		13.966	12.966	69.898	(36)					
	354	BERBECAR M.		12.666		15.766	15.000		43.432	(56)					
		Total	57.799	(3)	58.140	(2)	57.866	(4)	63.332	(4)	58.399	(2)	54.598	(5)	350.134







TEAM RESULTS AFTER SUBDIVISION 2 MEN'S QUALIFICATION

TUE 19 OCT 2010 - 20:00

Rank	Bib	NOC Name							Total	Ind. Ran					
5 ESP - Spain															
	197	CARBALLO Manuel	12.966	13.100	14.833	15.691	13.683	13.866	84.139	(14)					
	198	MUNOZ Sergio	14.300	14.300	14.800	16.100	13.233	14.366	87.099	(7)					
	199	SAN MIGUEL Ivan		13.566	15.400	16.100	14.000	14.200	73.266	(32)					
	200	GOMEZ FUERTES Javier	14.666		14.733	15.800	14.866	12.966	73.031	(34)					
	201	GONZALEZ Fabian	14.666	13.900			11.766	14.533	54.865	(50)					
	202	BOTELLA PEREZ Isaac	14.866	10.016	14.600	15.733			55.215	(49)					
		Total	58.498	(1)	54.866	(5)	59.766	(2)	63.733	(1)	55.782	(6)	56.965	(4)	349.610
6 COL - Colombia															
	163	GIRALDO LOPEZ J.	13.600	13.666	14.733	15.333	14.866	14.133	86.331	(10)					
	164	CALVO MORENO J.		12.000	12.466		12.433	13.333	50.232	(53)					
	165	LUGO SICHACA D.	14.333	11.966	14.200	15.533	14.633	12.800	83.465	(15)					
	166	BROCHERO GARY J.	13.600	13.600	12.633	15.275	13.900	12.133	81.141	(20)					
	167	CASTELLANOS GARCIA	13.433		13.933		14.733	13.366	55.465	(48)					
	168	PENA CASTIBLANCO J.	12.833	14.391		15.233			42.457	(59)					
		Total	54.966	(7)	53.657	(6)	55.499	(6)	61.374	(6)	58.132	(3)	53.632	(6)	337.260
7 NZL - New Zealand															
	319	FIELD Brandon	12.908		11.233	14.833	12.966	11.866	63.806	(40)					
	320	HENNIN James		11.933	13.266	14.583	13.333	13.633	66.748	(37)					
	321	HOLYOAKE Mark	13.766	13.533		15.200	13.566		56.065	(47)					
	322	KOUDINOV Mikhail	14.133	13.033	13.833	13.300	12.541	12.966	79.806	(23)					
	323	PALMER Matthew	13.433	11.533	13.966			12.700	51.632	(52)					
	324	PENG Patrick	13.683	11.766	13.950	15.500	14.000	13.533	82.432	(17)					
		Total	55.015	(6)	50.265	(7)	55.015	(7)	60.116	(9)	53.865	(7)	52.832	(7)	327.108
8 EGY - Egypt															
	189	SROUR Mohamed Sayed	12.933	11.233	13.741	15.300	13.300	11.566	78.073	(24)					
	190	EL SAHARTY M.	13.666	12.933	13.533	15.666	13.433	13.200	82.431	(18)					
	191	AHMED A.	13.500	11.933		14.516	13.366	13.066	66.381	(38)					
	192	MOHAMED KHALED M.	12.866	11.391	13.300	14.766	12.966	11.866	77.155	(25)					
	193	SHAHIN Islam Mohamed	12.866	13.600	12.833		12.900		52.199	(51)					
	194	ADEL IBRAHIM Ahmed			12.666	14.400		12.633	39.699	(61)					
		Total	52.965	(9)	49.857	(8)	53.407	(9)	60.248	(7)	53.065	(8)	50.765	(8)	320.307

TEAM RESULTS AFTER SUBDIVISION 2 MEN'S QUALIFICATION

TUE 19 OCT 2010 - 20:00

Rank	Bib	NOC Name							Total	Ind. Ran
9		FIN - Finland								
	203	HARJU Jarkko	12.600	10.766		14.533	12.866	12.500	63.265	(41)
	204	KUUSELA Ilkka	<u>12.533</u>	13.108	12.733		12.766	13.433	64.573	(39)
	205	TUUHA Tomi	13.866		13.666	16.266	13.133		56.931	(45)
	206	VEKKI Sakari	14.033			<i>13.800</i>		11.700	39.533	(62)
	207	LEINONEN Markku		10.933	14.525	14.466	<i>10.233</i>	<i>11.400</i>	61.557	(42)
	208	NIVA Heikki	13.866	11.833	12.866	14.933	13.466	13.100	80.064	(21)
		Total	<u>54.365</u> (8)	46.640 (10)	53.790 (8)	60.198 (8)	52.231 (9)	50.733 (9)	317.957	
10		DEN - Denmark								
	182	VAMMEN Helge	13.300	13.100		15.600			42.000	(60)
	183	WINDFELD - HELLSTEN	12.433	12.033	12.600	14.400	12.458	12.666	76.590	(27)
	184	PURGE Florin	<i>10.733</i>	11.233	13.166	14.433	12.200	12.783	74.548	(29)
	185	FUGLSIG Joao	11.966	11.666		<i>13.800</i>	12.733	10.100	60.265	(43)
	186	WINTHER Joachim	12.666	<i>10.300</i>	12.491	14.633	12.966	13.375	76.431	(28)
	187	HANSEN Mathias Lee			14.300				14.300	(64)
		Total	<u>50.365</u> (10)	48.032 (9)	52.557 (10)	59.066 (10)	50.357 (10)	48.924 (10)	309.301	

Note:
Underlined totals indicate starting apparatus.
Italics indicate the low (non-counting) score.

Legend:

Ind. Individual

Q Qualified for Team Final



Floor



Pommel Horse



Rings



Vault



Parallel Bars



Horizontal Bar